Panasonic CONNECT

Professional

DISPLAYS

Line-up Catalog June 2024

Worldwide Olympic and Paralympic Partner

Panasonic Professional Displays Lineup

Standard

SQ2H Series 700cd/m²

Energy efficiency class for Europe applies only to 65/55/50/43SQ2H

NEW 98" TH-98SQ2H	NEW 86" TH-86SQ2H	NEW 75" TH-75SQ2H	NEW 65" TH-65SQ2H
NEW 55" TH-55SQ2H	NEW 50" TH-50SQ2H	NEW 43" TH-43SQ2H	

*Actual resolution : 3840 x 2160p

SQE2 Series 500cd/m²

Energy efficiency class for Europe applies only to 65/55/50/43SQE2

98" TH-98SQE2	86" TH-86SQE2	75" TH-75SQE2	65" TH-65SQE2
55" TH-55SQE2	50" TH-50SQE2	43" TH-43SQE2	

*Actual resolution : 3840 x 2160p

Entry

EQ2 Series 500cd/m²

Energy efficiency class for Europe applies only to 65/55/50/43EQ2

86" TH-86EQ2	75" TH-75EQ2	65" TH-65EQ2
55" TH-55EQ2	50" TH-50EQ2	43" TH-43EQ2

*Actual resolution : 3840 x 2160p

CQE2 Series 500cd/m²

*TH-86CQE2/75CQE2: 400 cd/m²

Energy efficiency class for Europe applies only to 65/55/50/43CQE2

98" TH-98CQE2	86" TH-86CQE2	75" TH-75CQE2	65" TH-65CQE2
55" TH-55CQE2	50" TH-50CQE2	43" TH-43CQE2	

*Actual resolution : 3840 x 2160p (98CQE2 only)

Model Number Legend

TH-86SQ2H

- Display body
- Screen size
- S/L Standard, E/C Entry, V Video wall
- F Full HD, Q 4K UHD

★ The playable application format, GUI and operation procedure for the SQE2 and CQE2 Series' Media Player function are different from those of other models.

Video Wall

VF2H 700cd/m²

55" TH-55VF2H

VF2 500cd/m²

55" TH-55VF2

LFV9 500cd/m²

55" TH-55LFV9

(VF2H/VF2 only) (LFV9 only) (VF2H/VF2 only) (LFV9 only)

Peripherals

PressIT Wireless Presentation System

Receiver (Box) | Transmitter × 2 (USB Type-A/HDMI™) | Transmitter case

Basic set TY-WPS1

Transmitter (USB Type-A/HDMI™) TY-WPB1 | Transmitter (USB Type-C) TY-WPBC1

Receiver (Box) | Transmitter × 2 (USB Type-C) | Transmitter case

Basic set TY-WPSC1

Receiver (Box) TY-WPR1 | Receiver (Board) TY-SB01WP

PressIT360 360 degree camera speakerphone

TY-CSP1

Certified for Microsoft Teams

Pict Descriptions

- 4K display (Actual resolution: 3840 x 2160p)
- Capable of 24-hour continuous operation
- Capable of 18-hour continuous operation
- Capable of 16-hour continuous operation
- CAT5e or higher STP cable transmits Full-HD video, audio, and control signals
- USB media player
- USB media player supporting 4K images
- Bezel-to-bezel thickness
- Portrait installation possible
- To transmit video and voice data in a Windows PC or Android device to the display in the wirelss mode.
- Intel® SDM specification compatible slot
- Enlarge a horizontal video with three vertical displays.
- Cisco Collaboration Device Verified

SQ2H Series

NEW

NEW



NEW



NEW



	Model no.	TH-98SQ2H	TH-86SQ2H	TH-75SQ2H	TH-65SQ2H
DISPLAY PANEL	Screen Size (Diagonal)/Aspect Ratio	98-inch class (2476.9 mm/97.5-inch)/16:9	86-inch class (2174.2 mm/85.6-inch)/16:9	75-inch class (1892.7 mm/74.5-inch)/16:9	65-inch class (1638.9 mm/64.5-inch) 16:9
	Effective Display Area (W x H)	2158.8 x 1214.3 mm (84.99" x 47.80")	1895.0 x 1065.9 mm (74.60" x 41.96")	1649.6 x 927.9 mm (64.94" x 36.53")	1428.4 x 803.5 mm (56.23" x 31.63")
	Resolution (H x V)	3840 x 2160	3840 x 2160	3840 x 2160	3840 x 2160
	Brightness (Typ.)	700 cd/m²	700 cd/m²	700 cd/m²	700 cd/m²
	Contrast Ratio	1200:1	4000:1	1200:1	1200:1
	Dynamic Contrast Ratio	50000:1	50000:1	50000:1	50000:1
	Response Time (Typ.)	8.0 ms	8.0 ms	8.0 ms	8.0 ms
	Viewing Angle (Horizontal/Vertical)	178° / 178° (CR>10)	178° / 178° (CR>10)	178° / 178° (CR>10)	178° / 178° (CR>10)
	Panel Surface Treatment	Anti-glare type (Haze 25 %)	Anti-glare type (Haze 25 %)	Anti-glare type (Haze 25 %)	Anti-glare type (Haze 25 %)
TERMINAL	HDMI™ In	HDMI™ Type A Connector x 3 (HDCP2.2 supported)		HDMI™ Type A Connector x 3 (HDCP2.2 supported)	
	PC In	Mini D-Sub 15-pin (DDC2B) x 1		Mini D-Sub 15-pin (DDC2B) x 1	
	USB	USB Type A Connector x 1 (DC 5 V / 1 A, USB 3.0 is supported) USB Type A Connector x 1 (DC 5 V / 2 A, USB 2.0 is supported) USB Type C Connector x 1 (Max 60 W Power Delivery compatible, USB2.0 is supported, DP Alt Mode compatible)		USB Type A Connector x 1 (DC 5 V / 1 A, USB 3.0 is supported) USB Type A Connector x 1 (DC 5 V / 2 A, USB 2.0 is supported) USB Type C Connector x 1 (Max 60 W Power Delivery compatible, USB2.0 is supported, DP Alt Mode compatible)	
	Serial In	D-sub 9-pin x 1, RS-232C Compatible		D-sub 9-pin x 1, RS-232C Compatible	
	Sensor	4-pole sub-mini Jack (φ2.5 mm) x 1		4-pole sub-mini Jack (φ2.5 mm) x 1	
	Audio In (L/R)	Stereo Mini Jack (φ3.5 mm) x 1 (Shared video input except USB and MEMORY VIEWER)		Stereo Mini Jack (φ3.5 mm) x 1 (Shared video input except USB and MEMORY VIEWER)	
	Audio Out	Stereo Mini Jack (φ3.5 mm) x 1, Variable (- ∞ - 0 dB) (1 kHz 0 dB Input,10 kΩ Load)		Stereo Mini Jack (φ3.5 mm) x 1, Variable (- ∞ - 0 dB) (1 kHz 0 dB Input,10 kΩ Load)	
	LAN	RJ45 x 1, 10BASE-T/100BASE-TX, Compatible with PJLink™		RJ45 x 1, 10BASE-T/100BASE-TX, Compatible with PJLink™	
	IR In/Out	Stereo Mini Jack (φ3.5 mm) x 1 / x 1		Stereo Mini Jack (φ3.5 mm) x 1 / x 1	
	SLOT	Intel® SDM standard (SDM-S / SDM-L, 3.3 V/1.1 A, 12 V/5.5 A)		Intel® SDM standard (SDM-S / SDM-L, 3.3 V/1.1 A, 12 V/5.5 A)	
GENERAL	Power Supply	AC110-240 V 50 Hz / 60 Hz 5.2-2.6 A	AC110-240 V 50 Hz / 60 Hz 6.1-3.0 A	AC110-240 V 50 Hz / 60 Hz 4.2-2.1 A	AC110-240 V 50 Hz / 60 Hz 3.6-1.8 A
	Power Consumption	285 W (Shipping Condition)	351 W (Shipping Condition)	215 W (Shipping Condition)	175 W (Shipping Condition)
	On Mode Average Power Consumption[1]	253 W (Picture Mode: [Standard])	309 W (Picture Mode: [Standard])	194 W (Picture Mode: [Standard])	158 W (Picture Mode: [Standard])
	Power Off Condition	Approx. 0.3 W	Approx. 0.3 W	Approx. 0.3 W	Approx. 0.3 W
	Stand-by Condition	Approx. 0.5 W	Approx. 0.5 W	Approx. 0.5 W	Approx. 0.5 W
	Energy Efficiency class for Europe	—	—	—	G
	Dimensions (W x H x D)	2194 x 1256 x 90 mm (86.36" x 49.46" x 3.55")	1929 x 1100 x 96 mm (75.95" x 43.31" x 3.76")[2]	1684 x 962 x 96 mm (66.28" x 37.87" x 3.76")[2]	1463 x 838 x 94 mm (57.58" x 32.97" x 3.68")[2]
	Carton Size (W x H x D)	2384 x 1835 x 275 mm (93.86" x 72.25" x 10.83")	2130 x 1321 x 248 mm (83.86" x 52.01" x 9.77")	1870 x 1143 x 280 mm (73.63" x 45.00" x 11.03")	1616 x 998 x 187 mm (63.63" x 39.30" x 7.37")
	Bezel Width	T/R/L 15.9mm (0.63"), B: 20.1mm (0.80")	T/R/L/B 15.5mm (0.61")	T/R/L/B 14.9 mm (0.59")	T/R/L/B 14.9 mm (0.59")
	Weight	Approx. 70.0 kg (154.33 lbs)	Approx. 48.7 kg (107.4 lbs)	Approx. 37.4 kg (82.33 lbs)	Approx. 28.2 kg (62.17 lbs)
	Gross Weight	Approx. 104 kg (229.3 lbs)	Approx. 69 kg (152.1 lbs)	Approx. 51 kg (112.4 lbs)	Approx. 38 kg (83.8 lbs)
	Pitch for Wall-Hanging	VESA Compliant 600 x 400 mm (23.7" x 15.8"), M8 (Screw hole depth: 20 mm (0.79"))	VESA Compliant 600 x 400 mm (23.7" x 15.8"), M8 (Screw hole depth: 20 mm (0.79"))	VESA Compliant 600 x 400 mm (23.7" x 15.8"), M8 (Screw hole depth: 20 mm (0.79"))	VESA Compliant 400 x 400 mm (15.8" x 15.8"), M8 (Screw hole depth: 20 mm (0.79"))
	Built-in Speaker	20W [10 W + 10 W]		20W [10 W + 10 W]	
	Orientation	Landscape/Portrait		Landscape/Portrait	
	Tilting Angle[3]	0 - 20 degrees forward / backward with landscape/portrait setting		0 - 20 degrees forward / backward with landscape/portrait setting	
	Operating Environment	Temperature: 0 °C to 40 °C (32 °F to 104 °F)[4]/ 0 °C to 35 °C (32 °F to 95 °F)[5], Humidity: 20% to 80% (No condensation)		Temperature: 0 °C to 40 °C (32 °F to 104 °F)[4]/ 0 °C to 35 °C (32 °F to 95 °F)[5], Humidity: 20% to 80% (No condensation)	
	Operating Time[6]	24 h/day		24 h/day	
PERIPHERALS	12G-SDI Terminal Board	TY-SB01QS	TY-SB01QS	TY-SB01QS	TY-SB01QS
	Wireless Presentation System Receiver Board	TY-SB01WP	TY-SB01WP	TY-SB01WP	TY-SB01WP
	DIGITAL LINK Terminal Board	TY-SB01DL	TY-SB01DL	TY-SB01DL	TY-SB01DL
	Pedestal	—	—	TY-ST75PE9	TY-ST75PE9
	Wall-hanging Bracket	TY-WK98PV1	TY-WK98PV1	TY-WK98PV1	TY-WK98PV1
	Early Warning Software[7]	ET-SWA100/105 Series	ET-SWA100/105 Series	ET-SWA100/105 Series	ET-SWA100/105 Series

1: Based on IEC 62087 Ed.2 measurement method
2: Including handles.
3: Please contact your sales representative with regard to the tilt angle before installation.
4: for up to 1400 m (4593 ft) altitude
5: for between 1400 m (4593 ft) and 2800 m (9186 ft) altitude
6: In case of running for a long time, the moving image is recommended to be displayed. If you display a still picture for an extended period, the image retention might remain on the screen. However, image retention can gradually disappear by displaying movie images.
7: Suffix of the part number may differ depending on the licence type.

SQ2H Series

	Model no.	TH-55SQ2H	TH-50SQ2H		TH-43SQ2H
DISPLAY PANEL	Screen Size (Diagonal)/Aspect Ratio	55-inch class (1387.8 mm/54.6-inch)/16:9	50-inch class (1257.3 mm/49.5-inch)/16:9		43-inch class (1079.8 mm/42.5-inch)/16:9
	Effective Display Area (W x H)	1209.6 x 680.4 mm (47.62" x 26.78")	1095.8 x 616.4 mm (43.14" x 24.26")		941.1 x 529.4 mm (37.05" x 20.84")
	Resolution (H x V)	3840 x 2160	3840 x 2160		3840 x 2160
	Brightness (Typ.)	700 cd/m²	700 cd/m²		700 cd/m²
	Contrast Ratio	5000:1	4000:1		1200:1
	Dynamic Contrast Ratio	50000:1	50000:1		50000:1
	Response Time (Typ.)	8.0 ms	8.0 ms		8.0 ms
	Viewing Angle (Horizontal/Vertical)	178° / 178° (CR>10)	178° / 178° (CR>10)		178° / 178° (CR>10)
	Panel Surface Treatment	Anti-glare type (Haze 25 %)	Anti-glare type (Haze 25 %)		Anti-glare type (Haze 25 %)
TERMINAL	HDMI™ In	HDMI™ Type A Connector x 3 (HDCP2.2 supported)			HDMI™ Type A Connector x 3 (HDCP2.2 supported)
	PC In	Mini D-Sub 15-pin (DDC2B) x 1			Mini D-Sub 15-pin (DDC2B) x 1
	USB	USB Type A Connector x 1 (DC 5 V / 1 A, USB 3.0 is supported) USB Type A Connector x 1 (DC 5 V / 2 A, USB 2.0 is supported) USB Type C Connector x 1 (Max 60 W Power Delivery compatible, USB2.0 is supported, DP Alt Mode compatible)			USB Type A Connector x 1 (DC 5 V / 1 A, USB 3.0 is supported) USB Type A Connector x 1 (DC 5 V / 2 A, USB 2.0 is supported) USB Type C Connector x 1 (Max 60 W Power Delivery compatible, USB2.0 is supported, DP Alt Mode compatible)
	Serial In	D-sub 9-pin x 1, RS-232C Compatible			D-sub 9-pin x 1, RS-232C Compatible
	Sensor	4-pole sub-mini Jack (φ2.5 mm) x 1			4-pole sub-mini Jack (φ2.5 mm) x 1
	Audio In (L/R)	Stereo Mini Jack (φ3.5 mm) x 1 (Shared video input except USB and MEMORY VIEWER)			Stereo Mini Jack (φ3.5 mm) x 1 (Shared video input except USB and MEMORY VIEWER)
	Audio Out	Stereo Mini Jack (φ3.5 mm) x 1, Variable (- ∞ - 0 dB) (1 kHz 0 dB Input,10 kΩ Load)			Stereo Mini Jack (φ3.5 mm) x 1, Variable (- ∞ - 0 dB) (1 kHz 0 dB Input,10 kΩ Load)
	LAN	RJ45 x 1, 10BASE-T/100BASE-TX, Compatible with PJLink™			RJ45 x 1, 10BASE-T/100BASE-TX, Compatible with PJLink™
	IR In/Out	Stereo Mini Jack (φ3.5 mm) x 1 / x 1			Stereo Mini Jack (φ3.5 mm) x 1 / x 1
	SLOT	Intel® SDM standard (SDM-S / SDM-L, 3.3 V/1.1 A, 12 V/5.5 A)			Intel® SDM standard (SDM-S / SDM-L, 3.3 V/1.1 A, 12 V/5.5 A)
GENERAL	Power Supply	AC110-240 V 50 Hz / 60 Hz 3.4-1.7 A	AC110-240 V 50 Hz / 60 Hz 2.8-1.4 A		AC110-240 V 50 Hz / 60 Hz 2.4-1.2 A
	Power Consumption	165 W (Shipping Condition)	125 W (Shipping Condition)		93 W (Shipping Condition)
	On Mode Average Power Consumption[1]	149 W (Picture Mode: [Standard])	114 W (Picture Mode: [Standard])		85 W (Picture Mode: [Standard])
	Power Off Condition	Approx. 0.3 W	Approx. 0.3 W		Approx. 0.3 W
	Stand-by Condition	Approx. 0.5 W	Approx. 0.5 W		Approx. 0.5 W
	Energy Efficiency class for Europe	G	G		G
	Dimensions (W x H x D)	1242 x 713 x 66 mm (48.89" x 28.06" x 2.60")	1129 x 649 x 66 mm (44.43" x 25.56" x 2.60")		973 x 562 x 65 mm (38.31" x 22.10" x 2.56")
	Carton Size (W x H x D)	1350 x 860 x 160 mm (53.15" x 33.86" x 6.30")	1230 x 800 x 142 mm (48.43" x 31.50" x 5.60")		1070 x 673 x 141 mm (42.13" x 26.50" x 5.56")
	Bezel Width	T/R/L/B 13.9 mm (0.55")	T/R/L/B 14.9 mm (0.59")		T/R/L/B 13.9 mm (0.55")
	Weight	Approx. 18.0 kg (39.69 lbs)	Approx. 15.5 kg (34.02 lbs)		Approx. 11.5 kg (25.29 lbs)
	Gross Weight	Approx. 25kg (55.1 lbs)	Approx. 21kg (46.3 lbs)		Approx. 16 kg (35.3 lbs)
	Pitch for Wall-Hanging	VESA Compliant 400 x 400 mm (15.8" x 15.8"), M6 (Screw hole depth: 18 mm (0.71"))	VESA Compliant 400 x 400 mm (15.8" x 15.8"), M6 (Screw hole depth: 20 mm (0.79"))		VESA Compliant 200 x 200 mm (7.9" x 7.9"), M6 (Screw hole depth: 16 mm (0.63"))
	Built-in Speaker	20W [10 W + 10 W]			20W [10 W + 10 W]
	Orientation	Landscape/Portrait			Landscape/Portrait
	Tilting Angle[3]	0 - 20 degrees forward / backward with landscape/portrait setting			0 - 20 degrees forward / backward with landscape/portrait setting
	Operating Environment	Temperature: 0 °C to 40 °C (32 °F to 104 °F)[4]/ 0 °C to 35 °C (32 °F to 95 °F)[5], Humidity: 20% to 80% (No condensation)			Temperature: 0 °C to 40 °C (32 °F to 104 °F)[4]/ 0 °C to 35 °C (32 °F to 95 °F)[5], Humidity: 20% to 80% (No condensation)
	Operating Time[6]	24 h/day			24 h/day
PERIPHERALS	12G-SDI Terminal Board	TY-SB01QS	TY-SB01QS		TY-SB01QS
	Wireless Presentation System Receiver Board	TY-SB01WP	TY-SB01WP		TY-SB01WP
	DIGITAL LINK Terminal Board	TY-SB01DL	TY-SB01DL		TY-SB01DL
	Pedestal	TY-ST55PE9	TY-ST43PE9		TY-ST43PE9
	Wall-hanging Bracket	—	—		—
	Early Warning Software[7]	ET-SWA100/105 Series	ET-SWA100/105 Series		ET-SWA100/105 Series

1: Based on IEC 62087 Ed.2 measurement method
2: Including handles.
3: Please contact your sales representative with regard to the tilt angle before installation.
4: for up to 1400 m (4593 ft) altitude
5: for between 1400 m (4593 ft) and 2800 m (9186 ft) altitude
6: In case of running for a long time, the moving image is recommended to be displayed. If you display a still picture for an extended period, the image retention might remain on the screen. However, image retention can gradually disappear by displaying movie images."
7: Suffix of the part number may differ depending on the licence type.

Intel® SDM specification Slot Standard

Panasonic slots are compatible with the Intel® SDM specification

Panasonic offers displays and projectors that are compatible with the Intel® SDM specification, a next-generation slot standard that supports 4K signals.
In addition to the fixed input/output interface, the slot can be used to add optional and third party function boards*, and can be utilized for a wide range of applications such as signage, information displays in companies and schools, and entertainment. The interface board is inserted into the slot, so it does not affect the installation layout.

What is Intel® SDM?

- 4K compatible next-generation slot standard provided by Intel® "Intel® Smart Display Module (Intel® SDM)".
- There are two standards, Intel® SDM Small (Intel® SDM-S) and Intel® SDM Large (Intel® SDM-L), and our supported models are compatible with both types.

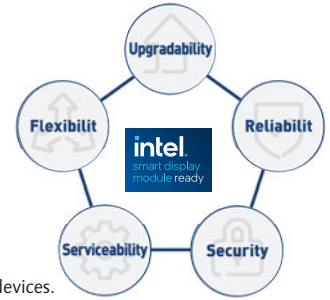

Advantages of Intel® SDM?

- No need for external players or signal conversion devices.
- No need to wire power cables, video cables, etc., allowing for a neat and tidy layout with just the display.
- System flexibility. Depending on the application, different functions can be added by replacing the function board.
- Third party function boards* can be used.

* The transmission method to the slot must be by HDMI™ signal.

Our peripheral equipment

12G-SDI Terminal Board
TY-SB01QS

Wireless Presentation System Receiver Board
TY-SB01WP

DIGITAL LINK Terminal Board
TY-SB01DL

For more information, please visit the website
https://docs.connect.panasonic.com/prodisplays/solutions/technology/slot/sdm/

SQE2 Series

	Model no.	TH-98SQE2	TH-86SQE2
DISPLAY PANEL	Screen Size (Diagonal)/Aspect Ratio	98-inch class (2476.9 mm/97.51-inch)/16:9	86-inch class (2174.2 mm/85.60-inch)/16:9
	Effective Display Area (W x H)	2158.8 x 1214.3 mm (84.99" x 47.80")	1895.0 x 1065.9 mm (74.60" x 41.96")
	Resolution (H x V)	3840 x 2160	3840 x 2160
	Brightness (Typ.)	500 cd/m²	500 cd/m²
	Contrast Ratio	1200:1	1100:1
	Dynamic Contrast Ratio	50000:1	50000:1
	Response Time (Typ.)	8.0 ms (G to G)	8.0 ms (G to G)
	Viewing Angle (Horizontal/Vertical)	178° / 178° (CR>10)	178° / 178° (CR>10)
	Panel Surface Treatment	Anti-glare type (Haze 25 %)	Anti-glare type (Haze 28 %)
TERMINAL	HDMI™ In/HDMI™ Out	HDMI™ TYPE A Connector x 4 (HDCP2.2 supported)/HDMI™×1 (HDCP2.2 supported)	
	DisplayPort In	DisplayPort x 1 (HDCP2.2 supported)	
	USB	Type A: DC 5 V/max. 0.9 A, USB 3.0 is supported, Type A: DC 5 V/max. 0.5 A, USB 2.0 is supported, Type A: DC 5 V/max. 0.5 A, USB 2.0 is supported (Internal), Type C: DC 5 V/max. 3.0 A, USB 3.0 is supported, DisplayPort Alternate mode compatible	
	microSD	microSD/SDHC/SDXC max 1 TB	
	Audio Out	Stereo Mini Jack (φ3.5 mm) x 1, SPDIF x 1	
	Serial In	Stereo Mini Jack (φ3.5 mm) x 1, RS-232C Compatible	
	LAN	RJ45 x 1, 10BASE-T/100BASE-TX	
	IR In	Stereo Mini Jack (φ3.5 mm) x 1	
	SLOT	Intel® SDM standard (66 W)	
	Wi-Fi	Yes (USB Dongle) IEEE 802.11 a/b/g/n/ac Dual band	
	Bluetooth®	Yes, Bluetooth® 5.1, HID / A2DP	
	HTML Browser	HTML5	
	Android™-OS	Yes	
GENERAL	Power Supply	AC 110-240 V 50 Hz/60 Hz, 7.7 A-3.8 A	AC 110-240 V 50 Hz/60 Hz, 4.2 A-2.1 A
	Power Consumption	450 W (Shipping Condition)	210 W (Shipping Condition)
	On Mode Average Power Consumption[1]	410 W (Picture Mode: [Natural])	205 W (Picture Mode: [Natural])
	Power Off Condition	Approx. 0 W	Approx. 0 W
	Stand-by Condition	Approx. 0.5 W	Approx. 0.5 W
	Energy Efficiency class for Europe	—	—
	Dimensions (W x H x D)[2]	2216 x 1271 x 99 mm (87.25" x 50.02" x 3.87")	1929 x 1100 x 81 mm (75.91" x 43.28" x 3.16")
	Carton Size (W x H x D)	2435 x 1684 x 387 mm (95.87" x 66.30" x 15.24")	2163 x 1405 x 380 mm (85.16" x 55.32" x 14.96")
	Bezel Width	T/R/L/B 28.2 mm (1.11")	T/R/L/B 15.3 mm (0.6")
	Weight	Approx. 99.8 kg (220.1 lbs.)	Approx. 62.9 kg (138.7 lbs.)
	Gross Weight	Approx. 150 kg (330.7 lbs.)	Approx. 85 kg (187.4 lbs.)
	Pitch for Wall-Hanging	VESA Compliant 800 x 400 mm (31.5" x 15.8"), M8 (Screw hole depth: 12 mm (0.48"))	VESA Compliant 600 x 400 mm (23.7" x 15.8"), M8 (Screw hole depth: 12 mm (0.48"))
	Built-in Speaker	24 W [(6 W x 2) + (6 W x 2)]	
	Orientation[3]	Landscape/Portrait	
	Tilting Angle[4]	20 degrees forward and backward with landscape/portrait setting	
	Operating Environment	Temperature: 0 °C to 40 °C (32 °F to 104 °F) for up to 1400 m (4593 ft) altitude/ 0 °C to 35 °C (32 °F to 95 °F) for between 1400 m to 2800 m (4593 ft to 9186 ft) altitude Humidity: 20 % to 80 % (No Condensation), Altitude: lower than 2800 m (9186 ft)	
	Storage Environment	Temperature: -20 °C to 60 °C (-4 °F to 140 °F), Humidity: 20 % to 80 % (No Condensation)	
	Operating Time[5]	24 h/day	
PERIPHERALS	12G-SDI Terminal Board[6]	TY-SB01QS	TY-SB01QS
	Wireless Presentation System Receiver Board	TY-SB01WP	TY-SB01WP
	DIGITAL LINK Terminal Board[7]	TY-SB01DL	TY-SB01DL
	Early Warning Software[8]	ET-SWA100/105 Series	ET-SWA100/105 Series

1: Based on IEC 62087 Ed.2 measurement method. 2: Not including remote controller sensor box.
3: When installing the Display vertically, be sure to rotate clockwise and install.
4: Please contact your sales representative with regard to the tilt angle before installation.
5: In case of long time, the moving image is recommended to be displayed. If you display a still picture for an extended period, the image retention might remain on the screen. However, image retention can gradually disappear by displaying a moving images.
6: Some functions are not supported. 7: LAN control is not supported. Daisy chain connections with DIGITAL LINK are limited up to three units.
8: Multi Monitoring & Control Software Ver. 2.1 or later is required. Suffix of the part number may differ depending on the license type.

SQE2 Series

	Model no.	TH-75SQE2	TH-65SQE2	TH-55SQE2	TH-50SQE2	TH-43SQE2
DISPLAY PANEL	Screen Size (Diagonal)/Aspect Ratio	75-inch class (1892.7 mm/74.51-inch)/16:9	65-inch class (1638.9 mm/64.52-inch)/16:9	55-inch class (1387.8 mm/54.63-inch)/16:9	50-inch class (1257.3 mm/49.50-inch)/16:9	43-inch class (1079.8 mm/42.51-inch)/16:9
	Effective Display Area (W x H)	1649.6 x 927.9 mm (64.94" x 36.53")	1428.4 x 803.5 mm (56.23" x 31.63")	1209.6 x 680.4 mm (47.62" x 26.78")	1095.8 x 616.4 mm (43.14" x 24.26")	941.1 x 529.4 mm (37.05" x 20.84")
	Resolution (H x V)	3840 x 2160	3840 x 2160	3840 x 2160	3840 x 2160	3840 x 2160
	Brightness (Typ.)	500 cd/m²	500 cd/m²	500 cd/m²	500 cd/m²	500 cd/m²
	Contrast Ratio	1200:1	1200:1	1200:1	5000:1	1200:1
	Dynamic Contrast Ratio	50000:1	50000:1	50000:1	50000:1	50000:1
	Response Time (Typ.)	8.0 ms (G to G)	8.0 ms (G to G)	8.0 ms (G to G)	9.5 ms (G to G)	8.0 ms (G to G)
	Viewing Angle (Horizontal/Vertical)	178° / 178° (CR>10)	178° / 178° (CR>10)	178° / 178° (CR>10)	178° / 178° (CR>10)	178° / 178° (CR>10)
	Panel Surface Treatment	Anti-glare type (Haze 25 %)	Anti-glare type (Haze 25 %)	Anti-glare type (Haze 25 %)	Anti-glare type (Haze 25 %)	Anti-glare type (Haze 25 %)
TERMINAL	HDMI™ In/HDMI™ Out	HDMI™ TYPE A Connector x 4 (HDCP2.2 supported)/HDMI™x1 (HDCP2.2 supported)		HDMI™ TYPE A Connector x 4 (HDCP2.2 supported)/HDMI™x1 (HDCP2.2 supported)		
	DisplayPort In	DisplayPort x 1 (HDCP2.2 supported)		DisplayPort x 1 (HDCP2.2 supported)		
	USB	Type A: DC 5 V/max. 0.9 A, USB 3.0 is supported, Type A: DC 5 V/max. 0.5 A, USB 2.0 is supported, Type A: DC 5 V/max. 0.5 A, USB 2.0 is supported (Internal), Type C: DC 5 V/max. 3.0 A, USB 3.0 is supported, DisplayPort Alternate mode compatible		Type A: DC 5 V/max. 0.9 A, USB 3.0 is supported, Type A: DC 5 V/max. 0.5 A, USB 2.0 is supported, Type A: DC 5 V/max. 0.5 A, USB 2.0 is supported (Internal), Type C: DC 5 V/max. 3.0 A, USB 3.0 is supported, DisplayPort Alternate mode compatible		
	microSD	microSD/SDHC/SDXC max 1 TB		microSD/SDHC/SDXC max 1 TB		
	Audio Out	Stereo Mini Jack (φ3.5 mm) x 1, SPDIF x 1		Stereo Mini Jack (φ3.5 mm) x 1, SPDIF x 1		
	Serial In	Stereo Mini Jack (φ3.5 mm) x 1, RS-232C Compatible		Stereo Mini Jack (φ3.5 mm) x 1, RS-232C Compatible		
	LAN	RJ45 x 1, 10BASE-T/100BASE-TX		RJ45 x 1, 10BASE-T/100BASE-TX		
	IR In	Stereo Mini Jack (φ3.5 mm) x 1		Stereo Mini Jack (φ3.5 mm) x 1		
	SLOT	Intel® SDM standard (66 W)		Intel® SDM standard (66 W)		Intel® SDM standard (50 W)
	Wi-Fi	Yes (Built-in) IEEE 802.11 a/b/g/n/ac Dual band		Yes (Built-in) IEEE 802.11 a/b/g/n/ac Dual band		
	Bluetooth®	Yes, Bluetooth® 5.1, HID / A2DP		Yes, Bluetooth® 5.1, HID / A2DP		
	HTML Browser	HTML5		HTML5		
	Android™-OS	Yes		Yes		
GENERAL	Power Supply	AC 110-240 V 50 Hz/60 Hz, 3.9 A-1.9 A	AC 110-240 V 50 Hz/60 Hz, 3.5 A-1.8 A	AC 110-240 V 50 Hz/60 Hz, 2.9 A-1.4 A	AC 110-240 V 50 Hz/60 Hz, 2.7 A-1.3 A	AC 110-240 V 50 Hz/60 Hz, 2.4 A-1.2 A
	Power Consumption	185 W (Shipping Condition)	170 W (Shipping Condition)	115 W (Shipping Condition)	105 W (Shipping Condition)	110 W (Shipping Condition)
	On Mode Average Power Consumption[1]	185 W (Picture Mode: [Natural])	165 W (Picture Mode: [Natural])	115 W (Picture Mode: [Natural])	100 W (Picture Mode: [Natural])	105 W (Picture Mode: [Natural])
	Power Off Condition	Approx. 0 W	Approx. 0 W	Approx. 0 W	Approx. 0 W	Approx. 0 W
	Stand-by Condition	Approx. 0.5 W	Approx. 0.5 W	Approx. 0.5 W	Approx. 0.5 W	Approx. 0.5 W
	Energy Efficiency class for Europe	—	G	G	G	G
	Dimensions (W x H x D)[2]	1684 x 968 x 100 mm (66.28" x 38.09" x 3.92")	1456 x 835 x 96 mm (57.32" x 32.84" x 3.78")	1236 x 710 x 84 mm (48.64" x 27.92" x 3.28")	1121 x 646 x 83 mm (44.12" x 25.43" x 3.27")	964 x 555 x 83 mm (37.92" x 21.85" x 3.26")
	Carton Size (W x H x D)	1948 x 1170 x 210 mm (76.70" x 46.07" x 8.27")	1607 x 980 x 177 mm (63.27"x 38.58" x 6.97")	1369 x 874 x 165 mm (53.90" x 34.41" x 6.50")	1215 x 775 x 165 mm (47.83" x 30.51" x 6.50")	1050 x 718 x 178 mm (41.34"x 28.27"x 7.01")
	Bezel Width	T/R/L 15.7 mm (0.62") B 21.5 mm (0.85")	T/R/L 12.9 mm (0.51") B 16.1 mm (0.63")	T/R/L 11 mm (0.43") B 13.8 mm (0.54")	T/R/L 10 mm (0.39") B 15.5 mm (0.61")	T/R/L 8.4 mm (0.33") B 12 mm (0.47")
	Weight	Approx. 37.4 kg (82.5 lbs.)	Approx. 24.9 kg (54.9 lbs.)	Approx. 18.2 kg (40.2 lbs.)	Approx. 13.2 kg (30.2 lbs.)	Approx. 10.6 kg (23.4 lbs.)
	Gross Weight	Approx. 55 kg (121.3 lbs.)	Approx. 36 kg (79.4 lbs.)	Approx. 25 kg (55.1 lbs.)	Approx. 19 kg (41.9 lbs.)	Approx. 16 kg (35.3 lbs.)
	Pitch for Wall-Hanging	VESA Compliant 600 x 400 mm (23.7" x 15.8"), M8 (Screw hole depth: 10 mm (0.39"), Allowable screw length 23 mm (0.91"))	VESA Compliant 600 x 400 mm (23.7" x 15.8"), M6 (Screw hole depth: 10 mm (0.39"), Allowable screw length 24 mm (0.95"))	VESA Compliant 400 x 400 mm (15.8" x 15.8"), M6 (Screw hole depth: 10 mm (0.39"), Allowable screw length 24 mm (0.95"))	VESA Compliant 200 x 200 mm (7.9" x 7.9"), M6 (Screw hole depth: 10 mm (0.39"), Allowable screw length 24 mm (0.95"))	
	Built-in Speaker	24W [(6 W x 2) + (6 W x 2)]	20 W [10 W + 10 W]	20 W [10 W + 10 W]		16 W [8 W + 8 W]
	Orientation[3]	Landscape/Portrait		Landscape/Portrait		
	Tilting Angle[4]	45 degrees forward and backward with landscape/portrait setting		45 degrees forward and backward with landscape/portrait setting		
	Operating Environment	Temperature: 0 °C to 40 °C (32 °F to 104 °F) for up to 1400 m (4593 ft) altitude/ 0 °C to 35 °C (32 °F to 95°F) for between 1400 m to 2800 m (4593 ft to 9186 ft) altitude Humidity: 20 % to 80 % (No Condensation), Altitude: lower than 2800 m (9186 ft)		Temperature: 0 °C to 40 °C (32 °F to 104 °F) for up to 1400 m (4593 ft) altitude/ 0 °C to 35 °C (32 °F to 95°F) for between 1400 m to 2800 m (4593 ft to 9186 ft) altitude Humidity: 20 % to 80 % (No Condensation), Altitude: lower than 2800 m (9186 ft)		
	Storage Environment	Temperature: -20 °C to 60 °C (-4 °F to 140 °F), Humidity: 20 % to 80 % (No Condensation)		Temperature: -20 °C to 60 °C (-4 °F to 140 °F), Humidity: 20 % to 80 % (No Condensation)		
	Operating Time[5]	24 h/day		24 h/day		
PERIPHERALS	12G-SDI Terminal Board[6]	TY-SB01QS[7]	TY-SB01QS	TY-SB01QS	TY-SB01QS	TY-SB01QS[8]
	Wireless Presentation System Receiver Board	TY-SB01WP	TY-SB01WP	TY-SB01WP	TY-SB01WP	TY-SB01WP
	DIGITAL LINK Terminal Board[9, 10]	TY-SB01DL[7]	TY-SB01DL	TY-SB01DL	TY-SB01DL	TY-SB01DL[8]
	Early Warning Software[11]	ET-SWA100/105 Series	ET-SWA100/105 Series	ET-SWA100/105 Series	ET-SWA100/105 Series	ET-SWA100/105 Series

1: Based on IEC 62087 Ed.2 measurement method. 2: Not including remote controller sensor box.
3: When installing the Display vertically, be sure to rotate clockwise and install.
4: Please contact your sales representative with regard to the tilt angle before installation.
5: In case of long time, the moving image is recommended to be displayed. If you display a still picture for an extended period, the image retention might remain on the screen. However, image retention can gradually disappear by displaying a moving images.
6: Some functions are not supported. 7: Please use in an environment below 35°C (95°F) when display is portrait orientation.
8: Please use in an environment below 35°C (95°F) when display is landscape orientation.
9: LAN control is not supported. Daisy chain connections with DIGITAL LINK are limited up to three units.
10: 4K signal is not supported. (75/65/55/50/43 SQE2)
11: Multi Monitoring & Control Software Ver. 2.1 or later is required. Suffix of the part number may differ depending on the license type.

EQ2 Series

	Model no.	TH-86EQ2	TH-75EQ2		TH-65EQ2
DISPLAY PANEL	Screen Size (Diagonal)/Aspect Ratio	86-inch class (2174.2 mm/85.6-inch)/16:9	75-inch class (74.51-inch/1892.7 mm)/16:9		65-inch class (1638.9 mm/64.5-inch)/16:9
	Effective Display Area (W x H)	1895.0 x 1065.9 mm (74.60" x 41.96")	1649.6 x 927.9 mm (64.94" x 36.53")		1428.4 x 803.5 mm (56.23" x 31.63")
	Resolution (H x V)	3840 x 2160	3840 x 2160		3840 x 2160
	Brightness (Typ.)	500 cd/m²	500 cd/m²		500 cd/m²
	Contrast Ratio	1200:1	1200:1		1200:1
	Dynamic Contrast Ratio	50000:1	50000:1		50000:1
	Response Time (Typ.)	8.0 ms (G to G)	8.0 ms (G to G)		8.0 ms (G to G)
	Viewing Angle (Horizontal/Vertical)	178°/178° (CR>10)	178°/178° (CR>10)		178°/178° (CR>10)
	Panel Surface Treatment	Anti-glare type (Haze 25 %)	Anti-glare type (Haze 25 %)		Anti-glare type (Haze 25 %)
TERMINAL	HDMI™ In	HDMI™ TYPE-A Connector x 3 (HDCP2.2 supported)			HDMI™ TYPE-A Connector x 3 (HDCP2.2 supported)
	Audio In (L/R)	Stereo Mini Jack (φ3.5 mm) x 1 (Shared with AV/PC In)			Stereo Mini Jack (φ3.5 mm) x 1 (Shared with AV/PC In)
	PC In	Mini D-sub 15-pin x 1 (Female)			Mini D-sub 15-pin x 1 (Female)
	Audio In (L/R)	Stereo Mini Jack (φ3.5 mm) x 1			Stereo Mini Jack (φ3.5 mm) x 1
	USB	Type A: DC 5 V/1 A, USB 3.0 is supported, Type A: DC 5 V/2 A, USB 2.0 is supported, Type C: max 60 W (Power Delivery compatible), USB2.0 is supported, DisplayPort Alternate mode compatible			Type A: DC 5 V/1 A, USB 3.0 is supported, Type A: DC 5 V/2 A, USB 2.0 is supported, Type C: max 60 W (Power Delivery compatible), USB2.0 is supported, DisplayPort Alternate mode compatible
	Serial In	D-sub 9-pin x 1, RS-232C Compatible			D-sub 9-pin x 1, RS-232C Compatible
	DIGITAL LINK	—			—
	LAN	RJ45 x 1, RJ45 10BASE-T/100BASE-TX			RJ45 x 1, RJ45 10BASE-T/100BASE-TX
	IR In/Out	Stereo Mini Jack (φ3.5 mm) x 1 / x 1			Stereo Mini Jack (φ3.5 mm) x 1 / x 1
	Audio Out	Stereo Mini Jack (φ3.5 mm) x 1			Stereo Mini Jack (φ3.5 mm) x 1
	SLOT	Intel® SDM specification SDM-S / SDM-L, 3.3 V/1.1 A, 12 V/5.5 A			Intel® SDM specification SDM-S / SDM-L, 3.3 V/1.1 A, 12 V/5.5 A
GENERAL	Power Supply	AC 110 - 240 V 50 Hz / 60 Hz	AC 110 - 240 V 50 Hz / 60 Hz		AC 110 - 240 V 50 Hz / 60 Hz
	Power Consumption	580 W	385 W		340 W
	Power Off Condition	Approx. 0.3 W	Approx. 0.3 W		Approx. 0.3 W
	Stand-by Condition	Approx. 0.5 W	Approx. 0.5 W		Approx. 0.5 W
	Energy Efficiency class for Europe	—	—		G
	Dimensions (W x H x D[1])	1929 x 1100 x 96 mm (75.95" x 43.31" x 3.76")[1]	1684 x 962 x 96 mm (66.28" x 37.87" x 3.76")[1]		1463 x 838 x 94 mm (57.58" x 32.97" x 3.68")[1]
	Carton Size (W x H x D)	2130 x 1321 x 248 mm (83.86" x 52.01"x 9.77")	1870 x 1143 x 280 mm (73.63" x 45.00" x 11.03")		1616 x 998 x 187 mm (63.63" x 39.30" x 7.37")
	Bezel Width	T/B/L/R 15.5 mm (0.61")	T/B/L/R 14.9 mm (0.59")		T/B/L/R 14.9 mm (0.59")
	Weight	Approx. 50.7 kg (111.8 lbs.)	Approx. 37.3 kg (82.2 lbs.)		Approx. 29.7 kg (65.5 lbs.)
	Gross Weight	Approx. 71.0 kg (156.5 lbs.)	Approx. 51.0 kg (112.4 lbs.)		Approx. 40.0 kg (88.2 lbs.)
	Pitch for Wall-Hanging	VESA Compliant 600 x 400 mm (23.6" x 15.8"), M8 (Screw hole depth: 20 mm (0.79"))	VESA Compliant 600 x 400 mm (23.6" x 15.8"), M8 (Screw hole depth:18 mm (0.71"))		VESA Compliant 400 x 400 mm (15.8" x 15.8"), M8 (Screw hole depth: 20 mm (0.79"))
	Built-in Speaker	20 W [10 W + 10 W]			20 W [10 W + 10 W]
	Orientation	Landscape/Portrait			Landscape/Portrait
	Tilting Angle[2]	0-20 degrees forward/backward with landscape/portrait setting			0-20 degrees forward/backward with landscape/portrait setting
	Operating Environment	Temperature: 0 °C to 40 °C (32 °F to 104 °F) / for up to 1400 m (4593 ft) altitude, 0 °C to 35 °C (32 °F to 95 °F) / Altitude 1400-2800 m [4593 ft to 9186 ft] / Humidity: 20 % - 80 % (No condensation)			Temperature: 0 °C to 40 °C (32 °F to 104 °F) / for up to 1400 m (4593 ft) altitude, 0 °C to 35 °C (32 °F to 95 °F) / Altitude 1400-2800 m [4593 ft to 9186 ft] / Humidity: 20 % to 80 % (No condensation)
	Storage Environment	Temperature: -20 °C to 60 °C (-4 °F to 140 °F) / Humidity: 20 % to 80 % (Non condensation)			Temperature: -20 °C to 60 °C (-4°F to 140 °F) / Humidity: 20 % to 80 % (Non condensation)
	Operating Time[3]	18 h/day			18 h/day
PERIPHERALS	12G-SDI Terminal Board	TY-SB01QS	TY-SB01QS		TY-SB01QS
	Wireless Presentation System Receiver Board	TY-SB01WP	TY-SB01WP		TY-SB01WP
	DIGITAL LINK Terminal Board	TY-SB01DL	TY-SB01DL		TY-SB01DL
	Pedestal	—	TY-ST75PE9		TY-ST75PE9
	Wall-hanging Bracket	TY-WK98PV1	TY-WK98PV1		TY-WK98PV1
	Early Warning Software[4]	ET-SWA100/105 Series	ET-SWA100/105 Series		ET-SWA100/105 Series

1: Including handles.
2: Please contact your sales representative with regard to the tilt angle before installation.
3: In case of long time, the moving image is recommended to be displayed. If you display a still picture for an extended period, the image retention might remain on the screen. However, image retention can gradually disappear by displaying a moving images.
4: Multi Monitoring & Control Software Ver.2.0 or later is required. Suffix of the part number may differ depending on the licence type.

EQ2 Series

	Model no.	TH-55EQ2	TH-50EQ2		TH-43EQ2
DISPLAY PANEL	Screen Size (Diagonal)/Aspect Ratio	55-inch class (1387.8 mm/54.6-inch)/16:9	50-inch class (1257.3 mm/49.5-inch)/16:9		43-inch class (1079.8 mm/42.5-inch)/16:9
	Effective Display Area (W x H)	1209.6 x 680.4 mm (47.62" x 26.78")	1095.8 x 616.4 mm (43.14" x 24.26")		941.1 x 529.4 mm (37.05" x 20.84")
	Resolution (H x V)	3840 x 2160	3840 x 2160		3840 x 2160
	Brightness (Typ.)	500 cd/m²	500 cd/m²		500 cd/m²
	Contrast Ratio	1200:1	5000:1		1200:1
	Dynamic Contrast Ratio	50000:1	50000:1		50000:1
	Response Time (Typ.)	8.0 ms (G to G)	9.5 ms (G to G)		8.0 ms (G to G)
	Viewing Angle (Horizontal/Vertical)	178°/178° (CR>10)	178°/178° (CR>10)		178°/178° (CR>10)
	Panel Surface Treatment	Anti-glare type (Haze 25 %)	Anti-glare type (Haze 25 %)		Anti-glare type (Haze 25 %)
TERMINAL	HDMI™ In	HDMI™ TYPE-A Connector x 3 (HDCP2.2 supported)			HDMI™ TYPE-A Connector x 3 (HDCP2.2 supported)
	Audio In (L/R)	Stereo Mini Jack (φ3.5 mm) x 1 (Shared with AV/PC In)			Stereo Mini Jack (φ3.5 mm) x 1 (Shared with AV/PC In)
	PC In	Mini D-sub 15-pin x 1 (Female)			Mini D-sub 15-pin x 1 (Female)
	Audio In (L/R)	Stereo Mini Jack (φ3.5 mm) x 1			Stereo Mini Jack (φ3.5 mm) x 1
	USB	Type A: DC 5 V/1 A, USB 3.0 is supported, Type A: DC 5 V/2 A, USB 2.0 is supported, Type C: max 60 W (Power Delivery compatible), USB2.0 is supported, DisplayPort Alternate mode compatible			Type A: DC 5 V/1 A, USB 3.0 is supported, Type A: DC 5 V/2 A, USB 2.0 is supported, Type C: max 60 W (Power Delivery compatible), USB2.0 is supported, DisplayPort Alternate mode compatible
	Serial In	D-sub 9-pin x 1, RS-232C Compatible			D-sub 9-pin x 1, RS-232C Compatible
	DIGITAL LINK	—			—
	LAN	RJ45 x 1, RJ45 10BASE-T/100BASE-TX			RJ45 x 1, RJ45 10BASE-T/100BASE-TX
	IR In/Out	Stereo Mini Jack (φ3.5 mm) x 1 / x 1			Stereo Mini Jack (φ3.5 mm) x 1 / x 1
	Audio Out	Stereo Mini Jack (φ3.5 mm) x 1			Stereo Mini Jack (φ3.5 mm) x 1
	SLOT	Intel® SDM specification SDM-S / SDM-L, 3.3 V/1.1 A, 12 V/5.5 A			Intel® SDM specification SDM-S / SDM-L, 3.3 V/1.1 A, 12 V/5.5 A
GENERAL	Power Supply	AC 110 - 240 V 50 Hz / 60 Hz	AC 110 - 240 V 50 Hz / 60 Hz		AC 110 - 240 V 50 Hz / 60 Hz
	Power Consumption	280 W	255 W		225 W
	Power Off Condition	Approx. 0.3 W	Approx. 0.3 W		Approx. 0.3 W
	Stand-by Condition	Approx. 0.5 W	Approx. 0.5 W		Approx. 0.5 W
	Energy Efficiency class for Europe	G	G		G
	Dimensions (W x H x D[1])	1242 x 713 x 66 mm (48.89" x 28.06" x 2.60")	1129 x 649 x 66 mm (44.43" x 25.56" x 2.60")		973 x 562 x 65 mm (38.31" x 22.10" x 2.56")
	Carton Size (W x H x D)	1350 x 860 x 160 mm (53.15" x 33.86" x 6.30")	1230 x 800 x 142 mm (48.43" x 31.50" x 5.60")		1070 x 673 x 141 mm (42.13" x 26.50" x 5.56")
	Bezel Width	T/B/L/R 13.9 mm (0.55")	T/B/L/R 14.9 mm (0.59")		T/B/L/R 13.9 mm (0.55")
	Weight	Approx. 18.0 kg (39.7 lbs.)	Approx. 15.5 kg (34.2 lbs.)		Approx. 11.7 kg (25.8 lbs.)
	Gross Weight	Approx. 25.0 kg (55.1 lbs.)	Approx. 21.0 kg (46.3 lbs.)		Approx. 16.0 kg (35.3 lbs.)
	Pitch for Wall-Hanging	VESA Compliant 400 x 400 mm (15.8" x 15.8"), M6 (Screw hole depth: 18 mm (0.71"))	VESA Compliant 400 x 400 mm (15.8" x 15.8"), M6 (Screw hole depth: 20 mm (0.79"))		VESA Compliant 200 x 200 mm (7.9" x 7.9"), M6 (Screw hole depth 16 mm (0.63"))
	Built-in Speaker	20 W [10 W + 10 W]			20 W [10 W + 10 W]
	Orientation	Landscape/Portrait			Landscape/Portrait
	Tilting Angle[2]	0-20 degrees forward/backward with landscape/portrait setting			0-20 degrees forward/backward with landscape/portrait setting
	Operating Environment	Temperature: 0 °C to 40 °C (32 °F to 104 °F) / for up to 1400 m (4593 ft) altitude, 0 °C to 35 °C (32 °F to 95 °F) / Altitude 1400-2800 m [4593 ft to 9186 ft] / Humidity: 20 % - 80 % (No condensation)			Temperature: 0 °C to 40 °C (32 °F to 104 °F) / for up to 1400 m (4593 ft) altitude, 0 °C to 35 °C (32 °F to 95 °F) / Altitude 1400-2800 m [4593 ft to 9186 ft] / Humidity: 20 % to 80 % (No condensation)
	Storage Environment	Temperature: -20 °C to 60 °C (-4 °F to 140 °F) / Humidity: 20 % to 80 % (Non condensation)			Temperature: -20 °C to 60 °C (-4 °F to 140 °F) / Humidity: 20 % to 80 % (Non condensation)
	Operating Time[3]	18 h/day			18 h/day
PERIPHERALS	12G-SDI Terminal Board	TY-SB01QS	TY-SB01QS		TY-SB01QS
	Wireless Presentation System Receiver Board	TY-SB01WP	TY-SB01WP		TY-SB01WP
	DIGITAL LINK Terminal Board	TY-SB01DL	TY-SB01DL		TY-SB01DL
	Pedestal	TY-ST55PE9	TY-ST43PE9		TY-ST43PE9
	Wall-hanging Bracket	—	—		—
	Early Warning Software[4]	ET-SWA100/105 Series	ET-SWA100/105 Series		ET-SWA100/105 Series

1: Including handles.
2: Please contact your sales representative with regard to the tilt angle before installation.
3: In case of long time, the moving image is recommended to be displayed. If you display a still picture for an extended period, the image retention might remain on the screen. However, image retention can gradually disappear by displaying a moving images.
4: Multi Monitoring & Control Software Ver.2.0 or later is required. Suffix of the part number may differ depending on the licence type.

CQE2 Series

	Model no.	TH-98CQE2	TH-86CQE2	TH-75CQE2	TH-65CQE2
DISPLAY PANEL	Screen Size (Diagonal)/Aspect Ratio	98-inch class (2476.9 mm/97.51-inch)/16:9	86-inch class (2174.2 mm/85.60-inch)/16:9	75-inch class (1892.7 mm/74.51-inch)/16:9	65-inch class (1638.9 mm/64.52-inch)/16:9
	Effective Display Area (W x H)	2158.8 x 1214.3 mm (84.99" x 47.80")	1895.0 x 1065.9 mm (74.60" x 41.96")	1649.6 x 927.9 mm (64.94" x 36.53")	1428.4 x 803.5 mm (56.23" x 31.63")
	Resolution (H x V)	3840 x 2160	3840 x 2160	3840 x 2160	3840 x 2160
	Brightness (Typ.)	500 cd/m²	400 cd/m²	400 cd/m²	500 cd/m²
	Contrast Ratio	1200:1	1200:1	1200:1	1200:1
	Dynamic Contrast Ratio	50000:1	50000:1	50000:1	50000:1
	Response Time (Typ.)	8.0 ms (G to G)	8.0 ms (G to G)	8.0 ms (G to G)	8.0 ms (G to G)
	Viewing Angle (Horizontal/Vertical)	178° / 178° (CR>10)	178° / 178° (CR>10)	178° / 178° (CR>10)	178° / 178° (CR>10)
	Panel Surface Treatment	Anti-glare type (Haze 25 %)	Anti-glare type (Haze 3 %)	Anti-glare type (Haze 1 %)	Anti-glare type (Haze 1 %)
TERMINAL	HDMI™ In	HDMI™ Type A Connector x 4 (HDCP2.2 supported)		HDMI™ Type A Connector x 4 (HDCP2.2 supported)	
	USB	USB Type A Connector x 1 (DC 5 V / max 0.9 A, USB 3.0 is supported) USB Type A Connector x 1 (DC 5 V / max 0.5 A, USB 2.0 is supported) USB Type A Connector x 1 (DC 5 V / max 0.5 A, USB 2.0 is supported) USB Type C Connector x 1 (DC 5 V / max 3.0 A, USB 3.0 is supported, DP Alt Mode)		USB Type A Connector x 1 (DC 5 V / max 0.9 A, USB 3.0 is supported) USB Type A Connector x 1 (DC 5 V / max 0.5 A, USB 2.0 is supported) USB Type A Connector x 1 (DC 5 V / max 0.5 A, USB 2.0 is supported) USB Type C Connector x 1 (DC 5 V / max 3.0 A, USB 3.0 is supported, DP Alt Mode)	
	Serial In	Stereo Mini Jack (φ3.5 mm) x 1, RS-232C Compatible		Stereo Mini Jack (φ3.5 mm) x 1, RS-232C Compatible	
	Audio Out	Stereo Mini Jack (φ3.5 mm) x 1, SPDIF x 1		Stereo Mini Jack (φ3.5 mm) x 1, SPDIF x 1	
	LAN	RJ45 x 1, 10BASE-T/100BASE-TX, Compatible with PJLink™		RJ45 x 1, 10BASE-T/100BASE-TX, Compatible with PJLink™	
	IR In	Stereo Mini Jack (φ3.5 mm) x 1		Stereo Mini Jack (φ3.5 mm) x 1	
	microSD	microSD / SDHC / SDXC max 1 TB		microSD / SDHC / SDXC max 1 TB	
	Wi-Fi	Yes (USB Dongle) IEEE 802.11 a/b/g/n/ac Dual band		Yes (Built-in) IEEE 802.11 a/b/g/n/ac Dual band	
	Bluetooth®	Bluetooth® 5.1, HID / A2DP		Bluetooth® 5.1, HID / A2DP	
	HTML Browser	HTML5		HTML5	
	Android™-OS	Yes		Yes	
GENERAL	Power Supply	AC220-240 V 50 Hz / 60 Hz 3.3 A	AC220-240 V 50 Hz / 60 Hz 1.4 A	AC220-240 V 50 Hz / 60 Hz 1.4 A	AC220-240 V 50 Hz / 60 Hz 1.4 A
	Power Consumption	445 W (Shipping Condition)	235 W (Shipping Condition)	170 W (Shipping Condition)	160 W (Shipping Condition)
	On Mode Average Power Consumption[1]	410 W (Picture Mode: [Natural])	225 W (Picture Mode: [Natural])	165 W (Picture Mode: [Natural])	160 W (Picture Mode: [Natural])
	Power Off Condition	0 W	0 W	0 W	0 W
	Stand-by Condition	0.5 W	0.5 W	0.5 W	0.5 W
	Energy Efficiency class for Europe	—	—	—	G
	Dimensions (W x H x D)	2216 x 1288 x 91 mm (87.25" x 50.67" x 3.55")[2]	1929 x 1116 x 80 mm (75.91" x 43.94" x 3.13")[2]	1684 x 984 x 100 mm (66.28" x 38.74" x 3.92")[2]	1456 x 853 x 96 mm (57.32" x 33.58" x 3.78")[2]
	Carton Size (W x H x D)	2435 x 1684 x 387 mm (95.87" x 66.30" x 15.24")	2163 x 1405 x 380 mm (85.16" x 55.32" x 14.96")	1948 x 1170 x 280 mm (76.70" x 46.07" x 11.03")	1607 x 980 x 177 mm (63.27" x 38.58" x 6.97")
	Bezel Width	T/R/L/B 28.2 mm (1.11")	T/R/L/B 15.3 mm (0.6")	T/R/L 15.7 mm (0.62") B 21.5 mm (0.85")	T/R/L 12.9 mm (0.51") B 16.1 mm (0.63")
	Weight	Approx. 99.4 kg (219.2 lbs)	Approx. 61.7 kg (136.1 lbs)	Approx. 36.8 kg (81.2 lbs)	Approx. 24.6 kg (54.3 lbs)
	Gross Weight	Approx. 149 kg (328.5 lbs)	Approx. 84 kg (185.2 lbs)	Approx. 54 kg (119.1 lbs)	Approx. 35 kg (77.2 lbs)
	Pitch for Wall-Hanging	VESA Compliant 800 x 400 mm (31.5" x 15.8"), M8 (Screw hole depth: 12 mm (0.48"))	VESA Compliant 600 x 400 mm (23.7" x 15.8"), M8 (Screw hole depth: 12 mm (0.48"))	VESA Compliant 600 x 400 mm (23.7" x 15.8"), M8 (Screw hole depth: 10 mm (0.39"), Allowable screw length 23 mm (0.91"))	VESA Compliant 600 x 400 mm (23.7" x 15.8"), M6 (Screw hole depth: 10 mm (0.39"), Allowable screw length 24 mm (0.95"))
	Built-in Speaker	24 W [(6 W x 2) + (6 W x 2)]	24 W [(6 W x 2) + (6 W x 2)]	24 W [(6 W x 2) + (6 W x 2)]	20 W [10 W + 10 W]
	Orientation	Landscape/Portrait (clockwise rotation)	Landscape/Portrait (clockwise rotation)	Landscape/Portrait (clockwise rotation)	Landscape/Portrait (clockwise rotation)
	Tilting Angle[3]	20 degrees forward / backward with landscape/portrait setting	20 degrees forward with landscape setting	20 degrees forward with landscape setting	
	Operating Environment	Temperature: 0 °C to 40 °C (32 °F to 104 °F)[4]/ 0 °C to 35 °C (32 °F to 95 °F)[5], Humidity: 20% to 80% (No condensation)		Temperature: 0 °C to 40 °C (32 °F to 104 °F)[4]/ 0 °C to 35 °C (32 °F to 95 °F)[5], Humidity: 20% to 80% (No condensation)	
	Operating Time[6]	24 h/day	16 h/day	16 h/day	
PERIPHERALS	Early Warning Software[7]	ET-SWA100/105 Series	ET-SWA100/105 Series	ET-SWA100/105 Series	ET-SWA100/105 Series

1: Based on IEC 62087 Ed.2 measurement method
2: Includingremote controller sensor
3: Please contact your sales representative with regard to the tilt angle before installation.
4: for up to 1400 m (4593 ft) altitude
5: for between 1400 m (4593 ft) and 2800 m (9186 ft) altitude
6: In case of running for a long time, the moving image is recommended to be displayed. If you display a still picture for an extended period, the image retention might remain on the screen. However, image retention can gradually disappear by displaying movie images.
7: Suffix of the part number may differ depending on the licence type.

CQE2 Series



	Model no.	TH-55CQE2	TH-50CQE2		TH-43CQE2
DISPLAY PANEL	Screen Size (Diagonal)/Aspect Ratio	55-inch class (1387.8 mm/54.63-inch)/16:9	50-inch class (1257.3 mm/49.50-inch)/16:9		43-inch class (1079.8 mm/42.51-inch)/16:9
	Effective Display Area (W x H)	1209.6 x 680.4 mm (47.62" x 26.78")	1095.8 x 616.4 mm (43.14" x 24.26")		941.1 x 529.4 mm (37.05" x 20.84")
	Resolution (H x V)	3840 x 2160	3840 x 2160		3840 x 2160
	Brightness (Typ.)	500 cd/m²	500 cd/m²		500 cd/m²
	Contrast Ratio	1200:1	5000:1		1200:1
	Dynamic Contrast Ratio	50000:1	50000:1		50000:1
	Response Time (Typ.)	8.0 ms (G to G)	9.5 ms (G to G)		8.0 ms (G to G)
	Viewing Angle (Horizontal/Vertical)	178° / 178° (CR>10)	178° / 178° (CR>10)		178° / 178° (CR>10)
	Panel Surface Treatment	Anti-glare type (Haze 1 %)	Anti-glare type (Haze 3 %)		Anti-glare type (Haze 1 %)
TERMINAL	HDMI™ In	HDMI™ Type A Connector x 3 (HDCP2.2 supported)			HDMI™ Type A Connector x 4 (HDCP2.2 supported)
	USB	USB Type A Connector x 1 (DC 5 V / 1 A, USB 3.0 is supported) USB Type A Connector x 1 (DC 5 V / 2 A, USB 2.0 is supported) USB Type C Connector x 1 (max 60 W Power Delivery compatible, USB2.0 is supported, DP Alt Mode compatible)			USB Type A Connector x 1 (DC 5 V / 1 A, USB 3.0 is supported) USB Type A Connector x 1 (DC 5 V / 2 A, USB 2.0 is supported) USB Type C Connector x 1 (max 60 W Power Delivery compatible, USB2.0 is supported, DP Alt Mode compatible)
	Serial In	Stereo Mini Jack (φ3.5 mm) x 1, RS-232C Compatible			Stereo Mini Jack (φ3.5 mm) x 1, RS-232C Compatible
	Audio Out	Stereo Mini Jack (φ3.5 mm) x 1, SPDIF x 1			Stereo Mini Jack (φ3.5 mm) x 1, SPDIF x 1
	LAN	RJ45 x 1, 10BASE10-T/100BASE-TX, Compatible with PJLink™			RJ45 x 1, 10BASE10-T/100BASE-TX, Compatible with PJLink™
	IR In	Stereo Mini Jack (φ3.5 mm) x 1			Stereo Mini Jack (φ3.5 mm) x 1
	microSD	microSD / SDHC / SDXC max 1 TB			microSD / SDHC / SDXC max 1 TB
	Wi-Fi	Yes (Built-in) IEEE 802.11 a/b/g/n/ac Dual band			Yes (Built-in) IEEE 802.11 a/b/g/n/ac Dual band
	Bluetooth®	Bluetooth® 5.1, HID / A2DP			Bluetooth® 5.1, HID / A2DP
	HTML Browser	HTML5			HTML5
	Android™-OS	Yes			Yes
GENERAL	Power Supply	AC220-240 V 50 Hz / 60 Hz 1.0 A	AC220-240 V 50 Hz / 60 Hz 0.8 A		AC220-240 V 50 Hz / 60 Hz 0.9 A
	Power Consumption	110 W (Shipping Condition)	100 W (Shipping Condition)		110 W (Shipping Condition)
	On Mode Average Power Consumption[1]	110 W (Picture Mode: [Natural])	95 W (Picture Mode: [Natural])		110 W (Picture Mode: [Natural])
	Power Off Condition	0 W	0 W		0 W
	Stand-by Condition	0.5 W	0.5 W		0.5 W
	Energy Efficiency class for Europe	G	G		G
	Dimensions (W x H x D)	1236 x 728 x 68 mm (48.64" x 28.66" x 2.67")[2]	1121 x 664 x 68 mm (44.12" x 26.14" x 2.66")[2]		964 x 573 x 68 mm (37.92" x 22.56" x 2.66")[2]
	Carton Size (W x H x D)	1369 x 874 x 165 mm (53.90" x 34.41" x 6.50")	1215 x 775 x 165 mm (47.83" x 30.51" x 6.50")		1050 x 718 x 178 mm (41.34" x 28.27" x 7.01")
	Bezel Width	T/R/L 11 mm (0.43") B 13.8 mm (0.54")	T/R/L 10 mm (0.39") B 15.5 mm (0.61")		T/R/L 8.4 mm (0.33") B 12 mm (0.47")
	Weight	Approx. 17.9 kg (39.5 lbs)	Approx. 13.4 kg (29.6 lbs)		Approx. 10.3 kg (22.7 lbs)
	Gross Weight	Approx. 24 kg (52.9 lbs)	Approx. 19 kg (41.9 lbs)		Approx. 15 kg (33.1 lbs)
	Pitch for Wall-Hanging	VESA Compliant 400 x 400 mm (15.8" x 15.8") M6 (Screw hole depth: 10 mm (0.39"), Allowable screw length 24 mm (0.95"))	VESA Compliant 200 x 200 mm (7.9" x 7.9") M6 (Screw hole depth: 10 mm (0.39"), Allowable screw length 24 mm (0.95"))		VESA Compliant 200 x 200 mm (7.9" x 7.9") M6 (Screw hole depth: 10 mm (0.39"), Allowable screw length 23 mm (0.91"))
	Built-in Speaker	20W [10 W + 10 W]	20W [10 W + 10 W]		16 W [8 W + 8 W]
	Orientation	Landscape / Portrait (clockwise rotation)	Landscape / Portrait (clockwise rotation)		Landscape / Portrait (clockwise rotation)
	Tilting Angle[3]	20 degrees forward with landscape setting	20 degrees forward with landscape setting		20 degrees forward with landscape setting
	Operating Environment	Temperature: 0 °C to 40 °C (32 °F to 104 °F)[4]/ 0 °C to 35 °C (32 °F to 95 °F)[5], Humidity: 20% to 80% (No condensation)			Temperature: 0 °C to 40 °C (32 °F to 104 °F)[4]/ 0 °C to 35 °C (32 °F to 95 °F)[5], Humidity: 20% to 80% (No condensation)
	Operating Time[6]	16 h/day	16 h/day		16 h/day
PERIPHERALS	Early Warning Software[7]	ET-SWA100/105 Series	ET-SWA100/105 Series		ET-SWA100/105 Series

1: Based on IEC 62087 Ed.2 measurement method
2: Includingremote controller sensor
3: Please contact your sales representative with regard to the tilt angle before installation.
4: for up to 1400 m (4593 ft) altitude
5: for between 1400 m (4593 ft) and 2800 m (9186 ft) altitude
6: In case of running for a long time, the moving image is recommended to be displayed. If you display a still picture for an extended period, the image retention might remain on the screen. However, image retention can gradually disappear by displaying movie images.
7: Suffix of the part number may differ depending on the licence type.

Elaborate 4K Picture Quality down to the Tiniest Details

SQ2H SQE2 EQ2 CQE2

With approximately 8,290,000 pixels, about four times the pixels of a Full-HD display, images are highly detailed. This dynamic, large-screen display achieves true-to-life finely nuanced images. With an optimal viewing distance of 1.5 times the screen height, the 4K display renders the information you want to transmit with excellent clarity.



* Images are simulated.

Supports HDR and BT.2020 Emulation

EQ2

The EQ2 Series support HDR (High Dynamic Range) (PQ and HLG). Image reproduction is stunning, from deepest black to sparkling bright highlights. Additionally, they have emulation mode for BT.2020. This enables an emulation display to support the wide color gamut of the ITU-R BT.2020 standard.

Supports the Intel® SDM Specification Slot Standard

SQ2H SQE2 EQ2

The SQ2H, SQE2, and EQ2 Series are equipped with the Intel® SDM specification slot standard that supports 4K signals. Combined with the interface board, you can easily use a built-in PC and add various interfaces.

intel. smart display module ready

High Color Reproduction (6-Axis & 12-Axis Color Correction)

*SQ2H EQ2

*12-Axis compatible

The color space on LCD displays tends to narrow when the luminance level drops, and it's often accompanied by color phase shifts. Six Axis Coordinate Correction applies image processing to balance the six axes of the three primary colors (RGB) and their complementary colors (CMY). Further, in the SQ2H Series, the color temperature, shade, and brightness parameters of individual images can be adjusted for red, green, and blue, and their complementary colors, cyan, magenta, and yellow. This keeps the intermediate shades of extremely fine colors vibrant and lifelike.

3-Axis (RGB) **Color Correction**



6-Axis (RGB/CMY) **Color Correction**

12-Axis (RGB/CMY and Intermediate Colors) **Color Correction**

* Images are simulated.

All models are supported

Portrait Installation Capability

When the Large size display is installed vertically, it can display a person in almost life-size dimensions. It is ideal for digital signage use because it faithfully reproduces the textures and colors of a model's clothing and accessories. It helps to maintain a high-quality brand image. Vertical installation also has no effect on the lifetime of the panel.

Easy Display of Images Optimized for the Display Content

SQ2H *SQE2 EQ2 *CQE2

*SQE2/CQE2 Series have Signage, Natural, Text, Game, and Sports mode.

Conventional display panels are preset with display modes such as Standard and Dynamic. The SQ2H, and EQ2 Series comes with an extensive display menu to let you select the most suitable mode for the content to be displayed and the viewing environment. You can select the best mode for the video source and the place of display.



Vivid Signage
Displays images suitable for signage in a bright environment.

Natural Signage
Displays images with priority on natural color reproduction.

Standard
Displays images faithful to the original.

Surveillance
Displays images with reduced brightness and with priority on gradation.

Graphic
Suitable for PC input.

DICOM*
Display images close to the DICOM Part 14 Grayscale Standard.

*Although the term "DICOM" is used, this product is not medical equipment.
Do not use displayed images for medical purposes such as examination or diagnosis.

•Refine Enhancer
Corrects blurry image contours resulting from resizing, etc., to improve the image resolution.

•MPEG Noise Reduction
Noise reduction suppresses the block noise and mosquito noise that are characteristic of digital video signals. This faithfully reproduces the inherent beauty of the image.

Refine Enhancer

MPEG Noise Reduction

Screen Monitor Function

SQ2H

This function allows you to capture the actual video output on the display and check it on a web browser via the network. In addition, "Multi Monitoring & Control Software" can be used to check images on multiple displays at the same time.

* Main software version 2.50000 or later of the display is supported.
* Images will not be displayed for PC [YPbPr] input or HDCP protected video.

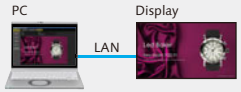

Can be checked remotely

Web browser screen

1 Input terminal information
2 Input signal information
3 Simplified display of input video with images

Connection to an external device is convenient for video conferences

EQ2

Cisco Systems can be connected. The power supply for the display can be turned on and off by the Cisco Systems Device Controller. Or when connected to a Cisco Systems device, the video mode, video conference mode,[1] etc., can be automatically set.[2]

1: Video conference mode ... This enables conferences with minimal lag between video and audio.
2: External device link settings are required on the display.
* This function is compatible with the Firmware Main Version 2.42/ Sub Version 02.42 or later. Please contact your sales representative with regard to details.

cisco Collaboration Devices Verified

Dynamic Signage is Possible with the Portrait Zoom

SQ2H EQ2

Split the content from image sources, and enlarge the display in a portrait orientation. There is no need to use a special device, such as a processor, while creating content from various images. Placing three 65-inch models vertically creates a display equivalent to 112 inches. This enables highly visible store signage.

* The picture quality may be degraded when the image is enlarged.

HDMI™/USB/SLOT

Set to the input other than [Screen Transfer] / [MEMORY VIEWER] / [WHITEBOARD], and then set [Portrait settings].

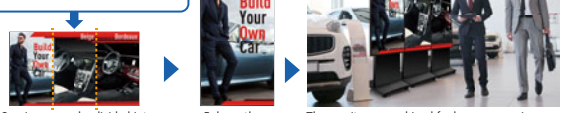

One image can be divided into three and the area selected. Enlarge the selected area Three units are combined for large-screen signage.

*These functions on the EQ2 Series: Software Main Version 2.000 or later is required. Please contact your sales representative with regard to details.

Efficiency and Reliability for Continuous 24-hour Operation

SQ2H SQE2

The use of highly durable panel materials and quality electronic components ensures dependable 24-hour operation seven days a week.

* Display of moving images is recommended when panels are in use for long periods to prevent image retention. Note that image burn-in can be gradually rectified with the periodical display of moving images.



A Stylish and slim design Accentuates the Image

EQ2

The stylish and slim design complies with the ADA standard (a depth of less than 4-inch (approx.100 mm) with brackets) in all important aspects. The narrow bezel displays higher-impact images, further enhancing the 4K picture quality. The slim profile isn't the least oppressive even when installed in a hanging configuration.

* The availability of the TY-WK98PV1 varies depending on the country.
* ADA-compliant only when used with a combination of 98/86/75/65-inch model + TY-WK98PV1.



* ADA stands for the "Americans with Disabilities Act," a United States law made to protect people with disabilities from discrimination.

Fanless Design

EQ2

Standard models robust fanless design prevents problems caused by the intake of dusty air. The displays can be safely installed and operated in high-traffic environments.

Enables Writing on the Display Screen

SQ2H EQ2

The SQ2H and EQ2 Series are equipped with a whiteboard function. By setting the USB receiver of the mouse on the display, you can use the mouse to write on the display screen and zoom in/out. This is useful for facilitating efficient meetings.

HDMI™-CEC Device Linking Supported

SQ2H SQE2 EQ2 CQE2

HDMI™-CEC compatible devices can be connected to the display by an HDMI™ cable, enabling the basic operations (such as power ON/OFF) of the compatible devices to be controlled by the display's remote control. Power ON/OFF of the display can also be switched using only the remote control (or main unit buttons) of the HDMI™-CEC compatible devices.

* The control of all devices cannot be guaranteed.

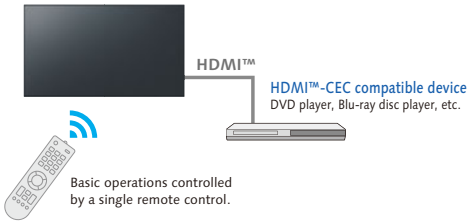

Customizable Original Screen

SQ2H SQE2 EQ2

An original image created by your company or other desired picture can be displayed when the unit is turned on and when there is no input signal. The image data for the original screen can be transferred and stored in the display unit via a USB memory. This function allows a company logo mark, brand image, etc., to be displayed when there is no input signal.

• Certain limitations apply to the format for original screen.
* The SQ2H/EQ2 Series is compatible with 3480 x 2160 and 1920 x 1080 resolution.
* The SQE2 series can display any image only when there is no external signal input. Image settings when starting up the display are not supported.



The display can be set up in either portrait or landscape orientation.

4K Daisy Chain can be Constructed with Even Higher Resolution Multi-Screens

SQE2

The SQE2 Series supports 4K daisy chaining with HDMI™ input/output. Construct a multi-screen that can output 4K images by installing multiple units and connecting them in a daisy chain.

Failover and Failback Safeguards for Mission Critical Situations

SQ2H EQ2

These models are equipped with a variety of signal input terminals. If the main video and audio signals are interrupted, the system immediately switches to alternative signals. This makes it ideal for mission critical control rooms and surveillance centers. If the main signals are restored, the original image is displayed.

* The usable combinations of main and backup signals are limited.
For details, see the product website.

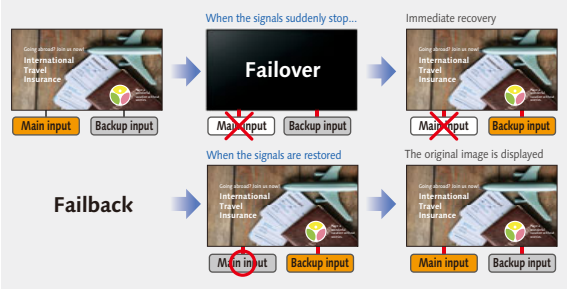

Simple Signage Operation with No STB

SQ2H *SQE2 EQ2 *CQE2

* The playable application format, GUI and operation procedure for the SQE2 and CQE2 Series' Media Player function are different from those of other models.

The display can automatically start showing pictures when a USB memory containing data is inserted. The display unit can be used as digital signage without a set-top box or PC. And the content can be displayed smoothly without including the black screen display. What's more, the order of content playback and playback time can be programmed Content can also be rewritten and multiple displays can be operated via LAN.*

- If it is difficult to insert a USB memory due to installation conditions, use a commercially available extension cable.
- Some files cannot be played back even if they are in the supported format. Regarding restrictions, see the operation manual.

* Multi Monitoring & Control Software (free) is required.

■ Applicable format

Still Image	JPG, JPEG, JPE, BMP*
Motion Image	AVI, MKV, ASF, WMV, TS, MTS, MP4, 3GP, MOV, FLV, F4V

* BMP is supported only by the EQ2 Series.

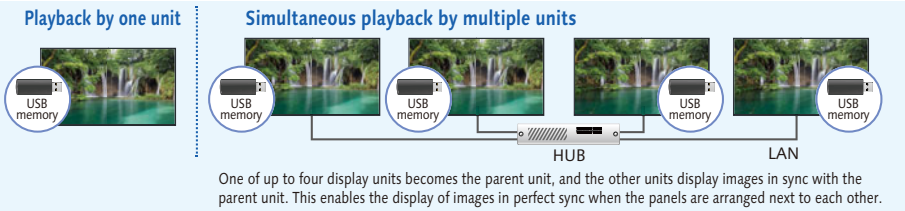

One of up to four display units becomes the parent unit, and the other units display images in sync with the parent unit. This enables the display of images in perfect sync when the panels are arranged next to each other.

Play USB Content Instantly

SQ2H *SQE2 EQ2 *CQE2

* The playable application format, GUI and operation procedure for the SQE2 and CQE2 Series' Media Player function are different from those of other models.

Playing Full HD video, still images, and digital documents from USB storage devices couldn't be easier. Just insert a thumb drive into the USB port and start presenting without needing to connect a PC. The Memory Viewer app enables image* (JPEG, BMP) and video* (WMV, AVI, MOV, MP4, MPG) selection from handy thumbnail previews.

* In some cases, files may not be viewable even if they are encoded in a supported format.

■ Applicable format

Still Image	JPG, JPEG, JPE, BMP
Motion Image	AVI, MKV, ASF, MWV, GS, MGS, MP4, 3GP, MOV, FLV, F4V

* The SQE2 and CQE2 Series are not compatible with WMV, MTS and F4V.

Cloning Function Speeds Up Multiple Display Setup

SQ2H *SQE2 EQ2 *CQE2

* The GUI and operation procedure for the SQE2 and CQE2 Series' Cloning function are different from those of other models.

When installing multiple displays, the Cloning function lets you use a USB memory (or LAN network) to copy the settings of a parent display to other units, thus greatly shortening the setup time.

- [Date & Time], [Network Settings], [LAN Settings] and Display ID cannot be copied.
- The Cloning function works only for displays with the same screen size.

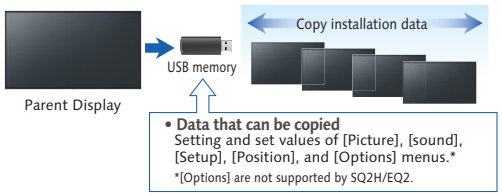

USB Memory Network Settings

SQ2H EQ2

Using a USB memory device, the network setting can be made for multiple displays. Individual IP addresses for each unit are automatically set.

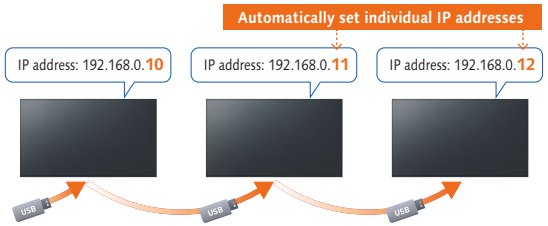

Note: Setting images are simulated.

An Auto Volume Mode for Easier Listening

SQ2H EQ2

This function makes voices easier to listen to in video conferences or when the video is displayed, for improved audio quality. A setting is also possible to improve sound muffling when the display is mounted on a wall. If the automatic sound volume adjustment function is used, information sharing is possible with the sound level at a comfortable level.

* This function on the EQ2 Series, Soft Main Version 2.000 or later is required.
Please contact your sales representative with regard to details.

Make Your Signage Easy with Panasonic Application

SQ2H *SQE2 EQ2 *CQE2

*Synchronized playback is not available.

The SQ2H, SQE2, EQ2 and CQE2 Series features a USB Media Player function that allows easy signage playback. Content Management Software is an application software for scheduling digital signage playback on a computer. It also allows power ON/OFF to be set.

For more information about Content Management Software
Version 4.0.2, please visit:
https://docs.connect.panasonic.com/prodisplays/download/software/

Play Content Automatically with Scheduling Function

Content Management Software for PC Version (free) enables easy playlist creation with media support including combinations of still and video images. You can set up schedules for playing and closing your media playlist at predetermined dates and times.

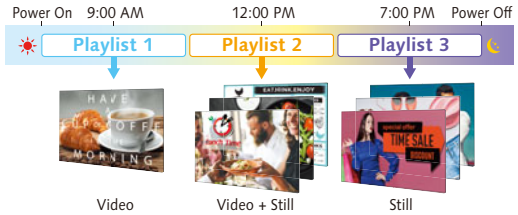

Convenient Playlist and Schedule Syncing

Playlists and schedules created with Content Management Software can be transferred to displays with USB memory, or via LAN. Synchronized playback on multiple displays is also supported.

Abundant Connection Terminals Enable Connection to Various Devices

SQ2H EQ2

Equipped with HDMI™ inputs (x 3), PC and USB Type-C video input terminals. Various video contents can be displayed by connecting external devices according to the operating environment. When the SQ2H and EQ2 series are connected to a PC via USB Type-C, up to 60 W of power can be supplied to the PC*.

* In this case, the slot cannot be used. The maximum power supply when using the slot is 5 V/1.5 A.

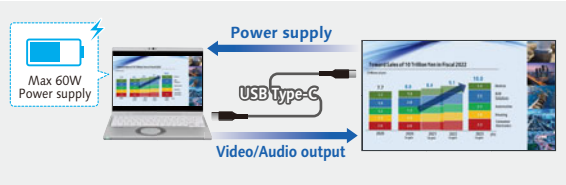

Timer-Programmable Switching of Device Connection

SQ2H EQ2

The timer function of the display unit can be used to change connected signal source devices at a desired time. This allows an easy change of displayed content according to the application or the progress of an event.

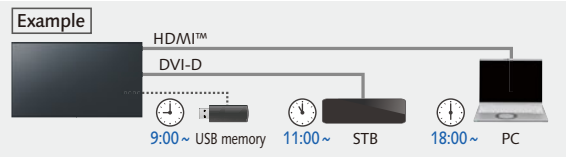

Multi Monitoring & Control Software

All models are supported

Compatible with Multi Monitoring & Control Software for addition of new functions, such as automatic searching for map displays and registered devices. Displays and peripheral equipment on the intranet can be controlled and their status can be monitored. Also error notification and error indication can be detected by an indication monitoring function (for a fee) for improved maintenance.

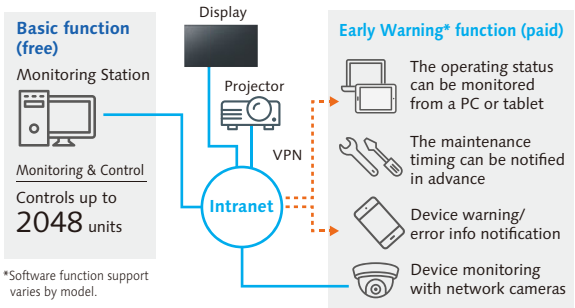

*Software function support varies by model.

Choose the Installation to Match Your Application

Panasonic displays are designed for use in either portrait or horizontal orientation with no effect on panel color and lifespan, further reducing TCO. A tilt installation up to 45 degrees forward or backward is also possible. The angle can be adjusted for easy viewing when installed in a high location.

* The installable angle varies depending on the model. For details, see the specifications page for each model. For more information on the specifications page, please visit the download page. (https://docs.connect.panasonic.com/prodisplays/download/spec_manual/)

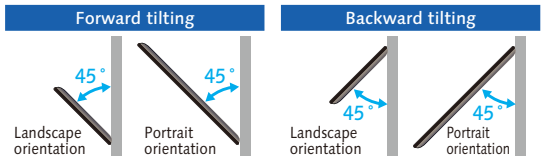

Smooth Switching of Presenters

SQ2H EQ2

These displays automatically switches source signals when the input signal for the current content stops or when an input signal other than the signal of the current content is received. When presenters change during a meeting, the displayed image can be switched easily by simply changing the cable connection, thus eliminating the need to operate the remote control.

* The 2 switching inputs must be set in advance.
* This function may not operate correctly depending on the image playback device.
* Digital-digital switching is supported by the EQ Series.

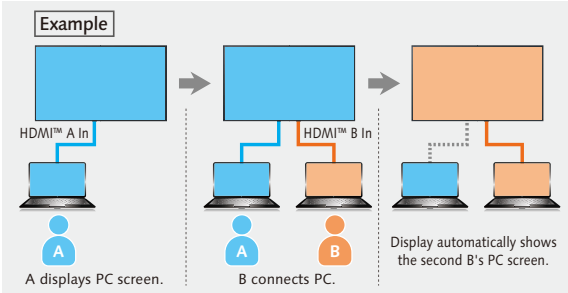

Built-in Speakers for the Playback of Content with Sound

All models are supported

The display unit has built-in speakers so that it can playback content with sound without the connection of external speakers. This allows maximum use of a limited space for the installation of a large-screen display.

Supports LAN Control Connection

SQ2H *SQE2 EQ2 *CQE2

*AMX and Crestron Connected™ are not supported.

The display can be controlled by LAN or RS-232C. You can configure the display into your existing control system, and can control several devices simultaneously. SQ2H/EQ2 series also support AMX and Crestron Connected™ LAN control.

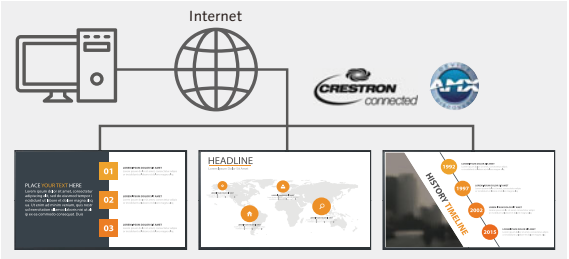

USB Pass Through Function to Save Time and Effort in Meeting Preparation

SQ2H EQ2

USB devices can be connected to the display via a USB Type-A cable and controlled using a PC connected to the SQ2H/EQ2 via the USB Type-C port. If a camera or speakerphone is permanently connected to the display in a conference room, a user can just plug in their PC and immediately control the device to start the meeting.

PressIT

"PressIT" is a Panasonic's Wireless Presentation System that allows easy screen collaboration with just a single press of a button on a transmitter.

1 Easy connections with no app
2 Single button push a screen sharing
3 Multi-screen sharing up to 4

Step 1

Connect receiver



Step 2

Connect transmitter

Step 3

Single button push

No app* or installs!

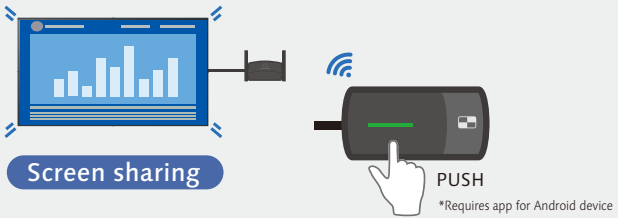

*Requires app for Android device

Connects to mobile devices
Genuine Digital AV adaptor by Apple is required.



Presents 4 screens in Full HD [supports 4K]

High-definition video max. resolution: 1920 x 1080 pixels, 60p

Low latency image

Connects up to 32 transmitters at once

Lock mode prevents interrupts

HDMI™-CEC command compatible

Supports audio transmission

Share screen without transmitter[1]

Shared from one transmitter to multiple receivers[1]

1 Firmware update is required. For details, please contact your dealer

Lineup

1 Receiver (Box)

2 Receiver (Board)

3 Transmitter (HDMI™/USB)

4 Transmitter (USB Type-C)

5 Transmitter case

	Basic Set		Receiver (Box)	Receiver (Board)	Transmitter (HDMI™)		Transmitter (USB Type-C)	
Model	TY-WPS1	TY-WPSC1	TY-WPR1	TY-SB01WP	TY-WP2B1	TY-WPB1	TY-WP2BC1	TY-WPBC1
Applicable product	Flat Panel Display / Projector (Panasonic and others)	PC/Tablet/ Smartphones		SQ2H/SQE2/ EQ2 Series	PC/Tablet/Smartphone			
What's included?	1 Receiver (Box) x1 3 Transmitter (HDMI™) x2 5 Transmitter case x1	1 Receiver (Box) x1 4 Transmitter (USB Type-C) x2 5 Transmitter case x1	1 Receiver (Box) x1	2 Receiver x1	3 Transmitter (HDMI™) x2 5 Case x1	3 Transmitter (HDMI™) x1	4 Transmitter (USB Type-C) x2 5 Case x1	4 Transmitter (USB Type-C) x1

Specifications

Product		Receiver (Box)	Receiver (Board)	Transmitter (HDMI™)	Transmitter (USB Type-C)
Max resolution/ Framerate		1920 x 1080/60p (max), 3840 x 2160/30p (max)		1920 x 1080/60p (max)	
Number of simultaneous connections		32		–	
Number of sources simultaneous on screen		4		–	
Data Rate	Wired	10/100/1000 (Mbps)		–	
	Wireless	Max. 867 Mbps	Max. 433 Mbps		
Frequency band		5 GHz band 5,150 MHz - 5,250 MHz 36 40 44 48 Channel			
Wireless transmission protocol		IEEE802.11/a/n/ac		IEEE802.11ac	
Security		WPA/WPA2/WPA3 (WPA3-Enterprize is not supported)			
Reach (Max distance between transmitter and receiver)		Max. 30 m (When the line of sight/wave conditions are good)			
Terminals		HDMI™/USB-A (female) /RJ45(LAN)		HDMI™/USB-A (male)/ USB-A (female)	USB-C (male)/ USB-A (female)
Power		DC 5 V/2 A	12 V/0.9 A (Display Power supply)	DC 5 V/0.9 A	
Power consumption		10 W	10 W	4.5 W	
Operating Environment	Temperature	0 °C to 35 °C (32 °F to 95 °F)	0 °C to 55 °C (32 °F to 131 °F)	0 °C to 35 °C (32 °F to 95 °F)	
	Humidity	20 % to 80 % (No condensation)	20 % to 80 % (No condensation)	20 % to 80 % (No condensation)	
Dimensions (W x H x D)		120 x 26 x 81 mm / 4.71" x 1.03" x 3.19" (Excluding antenna)	82 x 25 x 122 mm/ 3.22" x 0.99" x 4.78" (Excluding antenna)	51 x 21 x 73 mm / 2.00" x 0.80" x 2.86" (Excluding cables)	51 x 26 x 73 mm / 2.00" x 1.00" x 2.86" (Excluding cables)
Weight		Approx. 181 g / 0.4 lbs	Approx. 125 g / 0.3 lbs	Approx. 110 g / 0.3 lbs	Approx. 110 g / 0.3 lbs

*Case: Dimensions (W x H x D: 151.3 x 41.6 x 198.0 mm (6.0" x 1.7" x 7.8")),
Weight: Approx. 315 g/ 0.7 lbs

For more information, please visit the following website.
https://docs.connect.panasonic.com/prodisplays/pressit/

PressIT360

Providing a more realistic feeling with the 360-degree camera speakerphone

Certified for Microsoft Teams

360 degree camera speakerphone	
TY-CSP1	
Camera	Viewing angle: 360 degrees
	Field of view: 360 (H) x 60 (V)
Microphone	7
Speaker	1.5 W (When supplying power from USB Type-C) or 3 W (When AC adaptor is connected)
Dimensions	Diameter φ64 mm/2.52" (excluding the pedestal part) x Height 285 mm/11.23"

Optimal Video and Audio Transmission

TY-CSP1 is a hybrid conference terminal that enables 360-degrees horizontal shooting using four cameras and features microphones and speaker that also cover a wide range of 360 degrees. It supports natural communication with people participating in web conferences with its clear sound collection and amplification.

Simple Operation

For easy set-up and use, video, audio and power are shared to the PC via a single USB Type-C cable to save labor when preparing for a meeting. Volume and Video views can be controlled using the buttons arranged on the main unit pedestal. Operating status is instantly visible from the colored LED ring on the unit, it is possible to operate it intuitively.

Installation and Portability

With a diameter of φ64 mm (2.52 inches) that is easy to grip, it is possible to freely carry it around inside the office and easily carry out web conferences. Alternatively, it can be attached to a tripod or set securely fastened with security slots.

360° camera speakerphone optimized for the web conferencing system "Microsoft Teams"

PressIT360 is certified for "Microsoft Teams," a collaboration platform offered by Microsoft Corporation. The optimal image and sound quality that naturally conveys the atmosphere of the conference room will elevate communication during web conferencing.

Equipped with various video modes



Dual View

Single View



Multi View

Surround View

Stable View

Panasonic display ideas for a wide range of applications

Meeting room

High image quality at 4K. Complex drawings and large amounts of text can be accurately shared. With Panasonic, a wide range of terminals are available. Can be used immediately after installing.

Recommended models	• **EQ2/CQE2** Series >> 12p~ • **PressIT** >> 28p~

Control room

Use a 24/7 operation display where interrupted images are simply not permitted.

Recommended models	• **SQ2H/SQE2** Series >> 4p~ • **VF/LFV** Series >> 32p~

Retail shop

For attractive product displays, the 4K model is also recommended for in-store signage. The narrow bezel provides effective space utilization. An easy-to-see angle can also be adjusted. And Content Management Software makes it easy to control signage for individual shops.

Recommended models	• **SQ2H** Series >> 4p~ • **EQ2/CQE2** Series >> 12p~

Classroom

Hokuto Gakuen

Installation is possible at a forward inclination of up to 20 degrees to maintain legibility when mounted in high places. Displays course materials for easy viewing even in a bright room.

Recommended models	• **EQ2** Series >> 12p~ • **PressIT** >> 28p~

VF2H/VF2 LFV Series

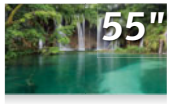



	Model no.	TH-55VF2H	TH-55VF2		TH-55LFV9
DISPLAY PANEL	Screen size (Diagonal)/Aspect Ratio	55-inch class (1387.8 mm/54.63-inch)/16:9	55-inch class (1387.8 mm/54.63-inch)/16:9		55-inch class (1387.8 mm/54.63-inch)/16:9
	Effective Display Area (W x H)	1209.6 x 680.3 mm (47.6" x 26.7")	1209.6 x 680.3 mm (47.6" x 26.7")		1209.6 x 680.4 mm (47.62" x 26.78")
	Resolution (H x V)	1920 x 1080	1920 x 1080		1920 x 1080
	Brightness (Typ.)	700 cd/m²	500 cd/m²		500 cd/m²
	Contrast Ratio	1100:1	1100:1		1200:1
	Dynamic Contrast Ratio	500000:1	500000:1		500000:1
	Response Time (Typ.)	8.0 ms (G to G)	8.0 ms (G to G)		8.0 ms (G to G)
	Viewing Angle (Horizontal/Vertical)	178° / 178° (CR≥10)	178° / 178° (CR≥10)		178° / 178° (CR≥10)
	Panel Surface Treatment	Advanced Anti-glare type (Haze 28 %)	Advanced Anti-glare type (Haze 28 %)		Advanced Anti-glare type (Haze 28%)
TERMINAL	HDMI™ In	HDMI™ Type A Connector x 1			HDMI™ Type A Connector x 2
	VIDEO In	—			BNC x 1 (Shared with Component In)
	Audio In (L/R)	—			Stereo Mini Jack x 1 (Shared with Component In)
	Component/RGB In	—			BNC x 1 set (Shared with VIDEO In)
	Audio In (L/R)	—			Stereo Mini Jack x 1 (Shared with Video In)
	DisplayPort In	DisplayPort x 1 (DP1.1a Dual Mode Only)			DisplayPort x 1 (DP1.1a / DP1.2)
	DisplayPort Out	—			DisplayPort x 1
	DVI-D In	DVI-D 24-pin x 2 (Female)			DVI-D 24-pin x 1 (Female)
	Audio In (L/R)	Stereo Mini Jack (φ3.5 mm) x 1 (Shared with PC In)			Pin Jack (L+R) x 1 set (Shared with PC In)
	PC In	Mini D-Sub 15-pin x 1 (Female)			Mini D-Sub 15-pin x 1 (Female)
	Audio In (L/R)	Stereo Mini Jack (φ3.5 mm) x 1 (Shared with DVI-D In)			Pin Jack (L+R) x 1 set (Shared with DVI-D In)
	DVI-I Out	—			DVI-I 29-pin x 1
	USB	USB Connector (TYPE-A) x 1, DC 5 V/500 mA (USB3.0 is not supported.)			USB Connector (TYPE-A) x 1, DC 5 V/500 mA (USB3.0 is not supported.)
	Serial In/Out	D-Sub 9-pin x 1 (Male)/ x 1 (Female), RS-232C Compatible D-Sub 9-pin x 1 (Male) / x 1, RS-232C Compatible			2.5 mm Phone Jack x 1 / x 1
	DIGITAL LINK In/DIGITAL LINK Out	RJ45 x 1/ x 1, 100 BASE-TX, Compatible with long reach mode and PJLink™ (Shared with LAN)			—
	LAN	RJ45 x 1/ x 1, (100 BASE-TX, Compatible with PJLink™) (Shared with DIGITAL LINK)			RJ45 x 1, 10 BASE-T / 100 BASE-TX, Compatible with PJLink™
	IR In/Out	Stereo Mini Jack (φ3.5 mm) x 1/ x 1			Stereo Mini Jack (φ3.5 mm) x 1 / x 1
	Audio 1 In	Stereo Mini Jack (φ3.5 mm) x 1			—
	Audio 2 In	L/R Pin Jack x 1			—
	Audio Out	Stereo Mini Jack (φ3.5 mm) x 1, 0.5 V [rms] Variable (- ∞ ~ 0 dB) (1 kHz 0 dB Input, 10 kΩ Load)			Stereo Mini Jack (φ3.5 mm) x 1 0.5 V [rms] Variable (- ∞ ~ 0 dB) (1 kHz 0 dB Input, 10 kΩ Load)
GENERAL	Power Supply	AC 110 - 240 V 50 Hz / 60 Hz	AC 110 - 240 V 50 Hz / 60 Hz		AC 110 - 240 V 50 Hz / 60 Hz
	Power Consumption	300 W	300 W		185 W
	Stand-by Condition	Approx. 0.5 W	Approx. 0.5 W		Approx. 0.5 W
	Dimensions (W x H x D)	1210.6 x 681.3 x 97.3 mm (47.66" x 26.82" x 3.83")	1210.6 x 681.3 x 97.3 mm (47.66" x 26.82" x 3.83")		1213.4 x 684.2 x 98.0 mm (47.78" x 26.94" x 3.86")
	Carton Size (W x H x D)	1395 x 848 x 280 mm (55.0" x 33.4" x 11.1")	1395 x 848 x 280 mm (55.0" x 33.4" x 11.1")		1395 x 848 x 280 mm (55.0" x 33.4" x 11.1")
	Bezel Width	T/B/L/R: 0.44 mm (0.018")	T/B/L/R: 0.44 mm (0.018")		L/T: 2.25mm (0.089"), R/B: 1.25mm (0.049")
	Bezel to Bezel[1]	0.88 mm (0.034") (Multi Screen)	0.88 mm (0.034") (Multi Screen)		3.5 mm (0.14") (Multi Screen)
	Weight	Approx. 23.0 kg (50.7 lbs.)	Approx. 23.0 kg (50.7 lbs.)		Approx. 27.0 kg (59.5 lbs.)
	Gross Weight	Approx. 34.0 kg (75.0 lbs.)	Approx. 34.0 kg (75.0 lbs.)		Approx. 37.0 kg (81.6 lbs.)
	Pitch for Wall-Hanging	VESA compliant 400 x 400 mm (15.8" x 15.8"), M6 (Screw hole depth: 12 mm (0.48"))			VESA compliant 400 x 400 mm (15.8" x 15.8"), M6 (Screw hole depth: 12 mm (0.48"))
	External Speaker	8 Ω, 20 W [10 W + 10 W] (10 % THD)			8 Ω, 20 W [10W + 10 W] (10 % THD)
	Orientation[2]	Landscape/Portrait			Landscape/Portrait
	Tilting Angle[2]	Vertical Only			Vertical Only
	Operating Environment	Temperature: 0 °C to 40 °C (32 °F to 104 °F)[3] /0 °C to 35 °C (32 °F to 95 °F)[4] / Humidity: 20 % to 80 % (No Condensation)			Temperature: 0 °C to 40 °C (32 °F to 104 °F)[3] /0 °C to 35 °C (32 °F to 95 °F)[4] / Humidity: 20 % to 80 % (No Condensation)
	Storage Environment	Temperature:-20 °C to 60 °C (-4 °F to 140 °F) / Humidity: 10 % to 90 % (Non condensation)			Temperature:-20 °C to 60 °C (-4 °F to 140 °F) / Humidity: 10 % to 90 % (Non condensation)
	Operating Time[5]	24 h/day			24 h/day
PERIPHERALS	Cover Frame Kit	—	—		—
	Installation Mount	TY-VK55LV2	TY-VK55LV2		TY-VK55LV2
	Early Warning Software[6]	ET-SWA100/105 Series	ET-SWA100/105 Series		ET-SWA100/105 Series
	Auto Display Adjustment Upgrade Kit[7]	TY-VUK10	TY-VUK10		TU-VUK10

1: Bezel-to-Bezel distance means the combined top and bottom (or left and right) bezel width of adjacent displays in multi-screen. The gap between displays is not included. Note a gap of 0.5 mm (0.02") or more is required when installing multiple displays.
2: Please contact your sales representative with regard to the tilt angle before installation.
3: For up to 1400 m (4593 ft) altitude.
4: For between 1400m (4593 ft) to 2800 m (9186 ft) altitude.
5: In case of long time, the moving image is recommended to be displayed. If you display a still picture for an extended period, the image retention might remain on the screen. However, image retention can gradually disappear by displaying a moving images.
6: Multi Monitoring & Control Software Ver. 2.1 or later is required. Suffix of the part number may differ depending on the license type.
7: Download the latest Video Wall Manager from Global Website in advance. (https://docs.connect.panasonic.com/prodisplays/download/software/vwm/)

Narrow Bezel for Seamless Video Walls

VF2H/VF2 LFV9

Narrow frames on Panasonic's LCD Video Wall Series reduce bezel-to-bezel distance to a near-invisible 0.88 mm*. Even when viewed close-up, screen borders are almost indiscernible, resulting in truly spectacular large-format images.



* TH-55VF2H/55VF2 features 0.88 mm (0.03"), and TH-55LFV9 3.5 mm (0.14"), bezel-to-bezel distance. Bezel-to-bezel distance refers to the combined top and bottom (or left and right) bezel-width of adjacent displays in video-wall configuration. The gap between displays is not included. Note that a gap of 0.5 mm or more is required when installing multiple displays.

Improved Multi-Screen Video Visibility

VF2H/VF2

When high-speed video is played on multiple screens in a video wall, some image misalignment can occur between vertically adjacent panels. VF2H, and VF2 Series feature a Reverse Scan Function that alternates the scanning direction of vertically adjacent displays to improve image alignment. Frame Control Function, meanwhile, adjusts the number of video frames displayed to reproduce images with natural fluidity.

Reverse Scan Function

Reverses direction of image scanning to smoothly play enlarged video on multiple screens

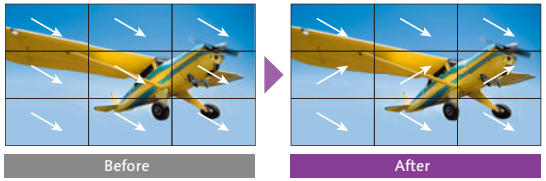

Note: Images are simulated.

Delivers Stable Brightness for Up to 8 Years*

VF2H/VF2

The VF2H, VF2 Series incorporates Long Life mode and a new Auto Brightness Adjustment function. In Long Life mode, backlight brightness is optimized to extend product life. Auto Brightness Adjustment function corrects light output automatically according to the rate of backlight deterioration to maintain constant brightness for longer.

* Figure is approximate when operating continuously for 24 hours x 365 days.

Long Life mode & Auto Brightness Adjustment function

Example: Long life mode set to "On2"



Note: Assuming operating conditions of 25 °C (± 2 °C). Environmental conditions and conditions of usage may affect brightness longevity and operating period. "On2" delivers approximately 60 % maximum specified backlight brightness. Auto brightness adjustment cannot be turned on if panel illumination period has exceeded 1,000 hours.
Note: Images and graphs are simulated.

Failover and Failback Safeguards Maintain Image Display

VF2H/VF2 LFV9

Digital signal inputs comprise one or two DVI-D terminals together with HDMI, DisplayPort, DIGITAL LINK*, and USB terminals. If primary audio-video signals are interrupted, the display immediately switches to an alternative input. This makes the Panasonic LCD Video Wall Series well suited for use in control rooms and in other applications where uninterrupted playback is essential.

* DIGITAL LINK available on VF2H, VF2 only.
Display Port available on VF2H, VF2 only.

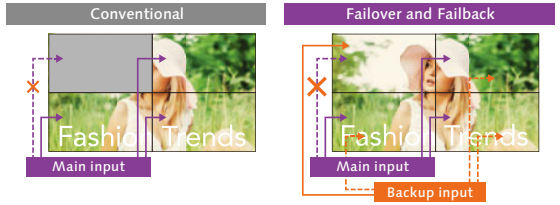

If AV signals via the primary input is interrupted, images are no longer displayed.

If the primary AV signal is interrupted, the system automatically switches to a backup input so video display is maintained.

Note: Possible combinations of main/backup input signals are limited. For details, please visit the Panasonic website.

DIGITAL LINK Simplifies Installation at Lower Cost

VF2H/VF2

Based on HDBaseT™ technology, the DIGITAL LINK connection on VF2H, and VF2 Series displays supports audio, video, and control signal transmission over long distances, and can also be used to daisy-chain multiple displays via a single cable. This eliminates the need for video splitters and other routing devices. The LFV9 Series, meanwhile, supports daisy chain via DVI with separate video and control (serial or IR) connections. Note: CAT5e or higher STP cable required.

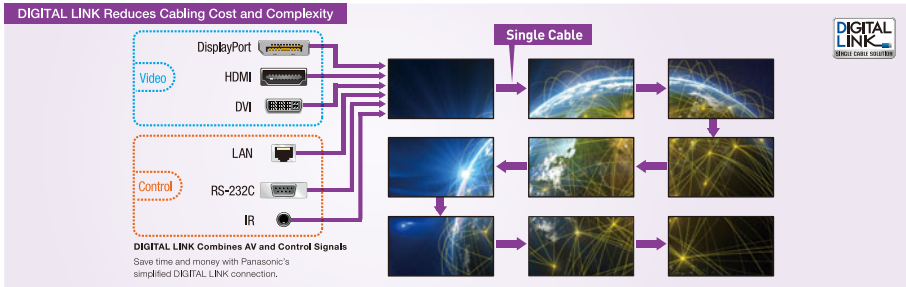

Installation Frame Simplifies Set-up

VF2H/VF2 LFV9

The optional Installation Mount makes it much easier to configure a video wall. There's no need for complicated display positioning, and fluctuations between installers are covered. It also saves time and cuts labor costs.

Video wall fluctuations occur when the bezels are not correctly aligned vertically and horizontally and the surfaces are not properly adjusted. Installation is quick and easy using the rigid frame, with easy adjustment using surface alignment magnets. This structure also makes the displays easier to remove when performing maintenance.

*Landscape setting only.

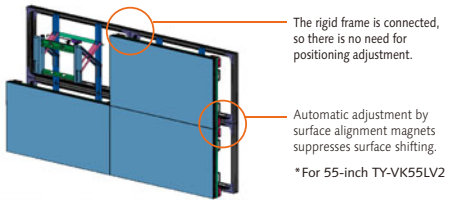

Video Wall Manager Software and Auto Display Adjustment Upgrade Kit

VF2H/VF2 LFV9

Panasonic's free Video Wall Manager software can be used with LCD Video Wall Series displays. With this software, you can calibrate display color using a color sensor[1] (optional), adjust display settings, and control and manage data via PC. If you upgrade this software with an optional TY-VUK10 Auto Display Adjustment Upgrade Kit, you can adjust brightness and color among multiple displays automatically using a compatible camera (Nikon D5200/D5300/D5500/D5600/D7500)[2].

1: Applicable sensors: KONICA MINOLTA (CA-210, CA-310, CA-410 [Probe CA-VP427, CA-P410, CA-P427, CA-MP410 verified as of June 30, 2020]), Datacolor (Spyder4, Spyder5, SpyderX) X-Rite (i1Pro2)
2: Available only with normal zoom lens: AF-S DX NIKKOR 18-55 mm f/3.5-5.6G VR, AF-S DX NIKKOR 18-140 mm f/3.5-5.6G ED VR, AF-S DX NIKKOR 18-55 mm f/3.5-5.6G VR II, AF-P DX NIKKOR 18-55 mm f/3.5-5.6G VR

With VF2 and TY-VUK10 connected

Auto Display Adjustment Upgrade Kit: **https://docs.connect.panasonic.com/prodisplays/products/ty-vuk10/**

Panasonic Software Line-up

In order to maximize the use of professional displays,
Panasonic offers a variety of software and applications (some free of charge, and others for a fee).

Content Management Software

Windows

Content Management Software makes it possible to create scheduling data and media playlist on a PC and save it to one or more USB memory. Insert the media into Space Players to execute the schedule. The software reduces complexity for temporary installations or where the device is frequently moved from place to place.

1. Create schedule on PC
2. Output to USB memory
3. Insert device into display to execute schedule

Compatible Display: SQ2H, SQE2, EQ2 and CQE2 Series
https://docs.connect.panasonic.com/prodisplays/download/software/

Auto Display Adjustment Upgrade Kit (TY-VUK10)

Panasonic's free Video Wall Manager software can be used with LCD Video Wall Series displays. With this software, you can calibrate display color using a color sensor, adjust display settings, and control and manage data via PC. If software is upgraded with an optional TY-VUK10 Auto Display Adjustment Upgrade Kit, brightness and color among multiple displays can be automatically calibrated using a compatible camera (Nikon D5200/D5300/D5500/D5600/D7500)*.

* Available only with normal zoom lens: AF-S DX NIKKOR 18-55 mm f/3.5-5.6G VR, AF-S DX NIKKOR 18-140 mm f/3.5-5.6G ED VR, AF-S DX NIKKOR 18-55 mm f/3.5-5.6G VR II, AF-P DX NIKKOR 18-55 mm f/3.5-5.6G VR

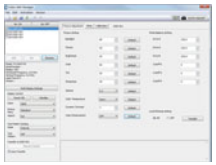

For more information, please visit the PASS: **https://docs.connect.panasonic.com/prodisplays/pass/**

Screen Transfer

Screen Transfer is a software that allows a computer screen to be displayed onto one or more displays of devices that are connected by wired LAN. See the User's Manual for the operating method.

* Video distribution can be with existing IP network infrastructure



Version	Ver2.0 or later	Ver. 1.0
Number of device connections	Max. 64 units	Max. 8 units
Bandwidth	Approx. 10 Mbps (regardless of the number of connected devices)	Approx. 80 Mbps (when 8 devices are connected)
Auto reconnection	Yes	–
Delivery status check	Yes	–

Compatible Display: SQ2H and EQ2 Series
https://docs.connect.panasonic.com/prodisplays/download/software/scr_transfer/

Multi Monitoring & Control Software

Windows

This free Panasonic software offers monitoring and control of up to 2,048 projectors and professional displays over a LAN network from a single PC to simplify management and maintenance while supporting stable operation. If you also purchase Early Warning Software (ET-SWA100), it will monitor the status of projectors and displays on the intranet and inform you of errors when it detects signs of trouble. This contributes to a lighter maintenance load and reduces costs.

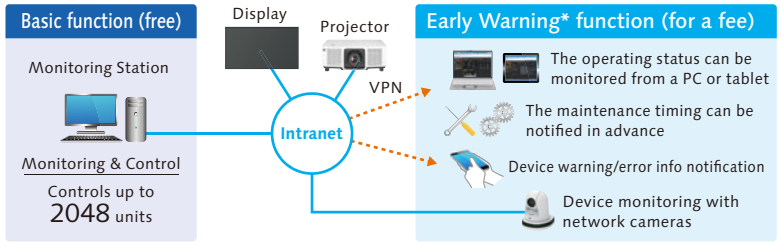

* Software function support varies by model.
* Multi Monitoring & Control Software Ver. 2.0 or higher is required to use the Early Warning function.

Features

• Map Display
Image files, such as floor plans, can be loaded, and the icon for each device can be positioned by 'Drag & Drop'.

• Auto Search of the Devices to Be Registered
You can select the devices to be registered from devices automatically searched on the network.[1]

• Other Features
- Monitoring of the status of each device[2]
- Execution of control commands
- Scheduling function
- Delivery of the contents list[3]

Early Warning Function (ET-SWA100)

If you install 'Multi Monitoring & Control Software,' a free 90-day trial is automatically available.

Maintenance Scheduling Suggestion[3]
It is easier to plan for maintenance by predicting the approximate time for maintenance and service based on the usage monitoring.

Video Stop Detection Using a Network Camera
Images of registered projectors or displays can be monitored regularly by a supported network camera.
You can also receive a notification when an abnormality such as a blackout or an image freeze happens.

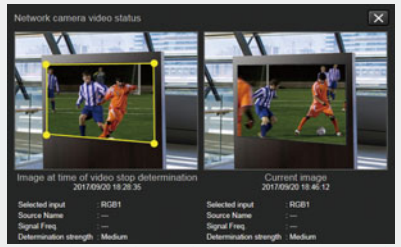

Captured image when an abnormality happens is stored

1: Some devices can't be registered using the auto search function depending on the device status and network environment.
2: Software functionality varies depending on the model. 3: Function for supported projectors and professional displays only.

For more information about compatible displays, please visit the Website:
https://bizpartner.panasonic.net/public/ppr/file_view/204673

Early Warning function License * If you install "Multi Monitoring Control Software", a free 90 day trial.
For more information, please visit the PASS: **https://docs.connect.panasonic.com/prodisplays/pass/**

* The number of connections and functions may vary depending on the model. Please refer to the web for details.

Peripheral Equipment

		Standard															Entry													Video Wall		
		TH-98SQ2H	TH-86SQ2H	TH-75SQ2H	TH-65SQ2H	TH-55SQ2H	TH-50SQ2H	TH-43SQ2H	TH-98SQE2	TH-86SQE2		TH-75SQE2	TH-65SQE2	TH-55SQE2	TH-50SQE2	TH-43SQE2	TH-86EQ2	TH-75EQ2	TH-65EQ2	TH-55EQ2	TH-50EQ2	TH-43EQ2	TH-98CQE2	TH-86CQE2	TH-75CQE2	TH-65CQE2	TH-55CQE2	TH-50CQE2	TH-43CQE2	TH-55VF2H	TH-55VF2	TH-55LFV9
Screen Size (inch)		98	86	75	65	55	50	43	98	86		75	65	55	50	43	86	75	65	55	50	43	98	86	75	65	55	50	43	55	55	55
FUNCTION BOARD																																
12G-SDI Terminal Board	**TY-SB01QS**	Yes	Yes	Yes	Yes	Yes	Yes	Yes	Yes[1]	Yes		Yes[1,3]	Yes[1]	Yes[1]	Yes[1]	Yes[1,2]	Yes	Yes	Yes	Yes	Yes	Yes	-	-	-	-	-	-	-	-	-	-
Wireless Presentation System Receiver Board	**TY-SB01WP**	Yes	Yes	Yes	Yes	Yes	Yes	Yes	Yes	Yes		Yes	Yes	Yes	Yes	Yes	Yes	Yes	Yes	Yes	Yes	Yes	-	-	-	-	-	-	-	-	-	-
DIGITAL LINK Terminal Board	**TY-SB01DL**	Yes	Yes	Yes	Yes	Yes	Yes	Yes	Yes[4,5]	Yes		Yes[3,4,5]	Yes[4,5]	Yes[4,5]	Yes[4,5]	Yes[2,4,5]	Yes	Yes	Yes	Yes	Yes	Yes	-	-	-	-	-	-	-	-	-	-
MOUNTING OPTIONS																																
Pedestal	**TY-ST75PE9**	-	-	Yes	Yes	-	-	-	-	-		-	-	-	-	-	-	Yes	Yes	-	-	-	-	-	-	-	-	-	-	-	-	-
	TY-ST55PE9	-	-	-	-	Yes	-	-	-	-		-	-	-	-	-	-	-	-	Yes	-	-	-	-	-	-	-	-	-	-	-	-
	TY-ST43PE9	-	-	-	-	-	Yes	Yes	-	-		-	-	-	-	-	-	-	-	-	Yes	Yes	-	-	-	-	-	-	-	-	-	-
Wall-hanging Bracket	**TY-WK98PV1**	Yes	Yes	Yes	Yes	-	-	-	-	-		-	-	-	-	-	Yes	Yes	Yes	-	-	-	-	-	-	-	-	-	-	-	-	-
Installation Mount (Landscape setting only)	**TY-VK55LV2**	-	-	-	-	-	-	-	-	-		-	-	-	-	-	-	-	-	-	-	-	-	-	-	-	-	-	-	Yes	Yes	Yes
Pitch for Wall Hanging	**800 x 500 (M8)**	-	-	-	-	-	-	-	-	-		-	-	-	-	-	-	-	-	-	-	-	-	-	-	-	-	-	-	-	-	-
(VESA compliant models)	**800 x 400 (M8)**	-	-	-	-	-	-	-	Yes	-		-	-	-	-	-	-	-	-	-	-	-	Yes	-	-	-	-	-	-	-	-	-
	600 x 500 (M8)	-	-	-	-	-	-	-	-	-		-	-	-	-	-	-	-	-	-	-	-	-	-	-	-	-	-	-	-	-	-
	600 x 400 (M8)	Yes	Yes	Yes	-	-	-	-	-	Yes		Yes	-	-	-	-	Yes	Yes	-	-	-	-	-	Yes	Yes	-	-	-	-	-	-	-
	600 x 400 (M6)	-	-	-	-	-	-	-	-	-		-	Yes	-	-	-	-	-	Yes	-	-	-	-	-	-	-	-	-	-	-	-	-
	400 x 400 (M8)	-	-	-	Yes	-	-	-	-	-		-	-	-	-	-	-	-	-	-	-	-	-	-	-	Yes	-	-	-	-	-	-
	400 x 400 (M6)	-	-	-	-	Yes	Yes	-	-	-		-	-	Yes	-	-	-	-	-	Yes	Yes	-	-	-	-	-	Yes	-	-	Yes	Yes	Yes
	400 x 200 (M6)	-	-	-	-	-	-	-	-	-		-	-	-	-	-	-	-	-	-	-	-	-	-	-	-	-	-	-	-	-	-
	200 x 200 (M6)	-	-	-	-	-	-	Yes	-	-		-	-	-	Yes	Yes	-	-	-	-	-	Yes	-	-	-	-	-	Yes	Yes	-	-	-
	100 x 100 (M4)	-	-	-	-	-	-	-	-	-		-	-	-	-	-	-	-	-	-	-	-	-	-	-	-	-	-	-	-	-	-
OTHERS																																
DIGITAL LINK Switcher	**ET-YFB200G**	-	-	-	-	-	-	-	-	-	-	-	-	-	-	-	-	-	-	-	-	-	-	-	-	-	-	-	-	-	-	-
Digital Interface Box	**ET-YFB100G**	-	-	-	-	-	-	-	-	-	-	-	-	-	-	-	-	-	-	-	-	-	-	-	-	-	-	-	-	-	-	-
SOFTWARE																																
Content Management Software (free)		Yes	Yes	Yes	Yes	Yes	Yes	Yes	Yes	Yes		Yes	Yes	Yes	Yes	Yes	Yes	Yes	Yes	Yes	Yes	Yes	Yes	Yes	Yes	Yes	Yes	Yes	Yes	Yes	Yes	Yes
Screen Transfer (free)		Yes	Yes	Yes	Yes	Yes	Yes	Yes	-	-		-	-	-	-	-	Yes	Yes	Yes	Yes	Yes	Yes	-	-	-	-	-	-	-	-	-	-
Multi Monitoring & Control Software Compatible (free)		Yes	Yes	Yes	Yes	Yes	Yes	Yes	Yes	Yes		Yes	Yes	Yes	Yes	Yes	Yes	Yes	Yes	Yes	Yes	Yes	Yes	Yes	Yes	Yes	Yes	Yes	Yes	Yes	Yes	Yes
Early Warning Software Compatible (ET-SWA100 Series)[6]		Yes	Yes	Yes	Yes	Yes	Yes	Yes	Yes	Yes		Yes	Yes	Yes	Yes	Yes	Yes	Yes	Yes	Yes	Yes	Yes	Yes	Yes	Yes	Yes	Yes	Yes	Yes	Yes	Yes	Yes
Video Wall Manager (free)		Yes	Yes	Yes	Yes	Yes	Yes	Yes	-	-		-	-	-	-	-	Yes	Yes	Yes	Yes	Yes	Yes	-	-	-	-	-	-	-	Yes	Yes	Yes
Auto Display Adjustment Upgrade Kit (TY-VUK10)		-	-	-	-	-	-	-	-	-		-	-	-	-	-	-	-	-	-	-	-	-	-	-	-	-	-	-	Yes	Yes	Yes

The specification has a case to change without notice.
1: Some functions are not supported.
2: Please use in an environment below 35°C (95°F) when display is portrait orientation.
3: Please use in an environment below 35°C (95°F) when display is landscape orientation.
4: LAN control is not supported. Daisy chain connections with DIGITAL LINK are limited up to three units.
5: 4K signals are not supported. (75/65/55/50/43SQE2)
6: The part number suffix may differ on the license type. Multi Monitoring & Control Software Ver.2.0 or later is required.

Features

		Standard														
		TH-98SQ2H	TH-86SQ2H	TH-75SQ2H	TH-65SQ2H	TH-55SQ2H	TH-50SQ2H	TH-43SQ2H		TH-98SQE2	TH-86SQE2	TH-75SQE2	TH-65SQE2	TH-55SQE2	TH-50SQE2	TH-43SQE2
	Size (inch)	98	86	75	65	55	50	43		98	86	75	65	55	50	43
SPECIFICATIONS	DIGITAL LINK	-	-	-	-	-	-	-		-	-	-	-	-	-	-
	SLOT	Intel® SDM Standard								Intel® SDM Standard						
	Operating Time (h/day)	24	24	24	24	24	24	24		24	24	24	24	24	24	24
	Protective Glass	-	-	-	-	-	-	-		-	-	-	-	-	-	-
	Touch Operation	-	-	-	-	-	-	-		-	-	-	-	-	-	-
	Wireless Function	-	-	-	-	-	-	-		Yes	Yes	Yes	Yes	Yes	Yes	Yes
IMAGE QUALITY	Color Management	12-axis								-	-	-	-	-	-	-
	Color Enhancement	Yes	Yes	Yes	Yes	Yes	Yes	Yes		-	-	-	-	-	-	-
	Dynamic Backlight	Yes	Yes	Yes	Yes	Yes	Yes	Yes		-	-	-	-	-	-	-
	Dynamic Contrast	Yes	Yes	Yes	Yes	Yes	Yes	Yes		Yes	Yes	Yes	Yes	Yes	Yes	Yes
	Frame Creation	-	-	-	-	-	-	-		-	-	-	-	-	-	-
	Gradation Smoother	-	-	-	-	-	-	-		-	-	-	-	-	-	-
	Local Dimming	-	-	-	-	-	-	-		Yes	-	-	-	-	-	-
	Refine Enhancer	Yes	Yes	Yes	Yes	Yes	Yes	Yes		-	-	-	-	-	-	-
RELIABILITY	Failover/Failback	Yes	Yes	Yes	Yes	Yes	Yes	Yes		-	-	-	-	-	-	-
	Input Search/No Signal Auto Switch Setting/Input Signal Search	Yes	Yes	Yes	Yes	Yes	Yes	Yes		Yes	Yes	Yes	Yes	Yes	Yes	Yes
EXPANDABILITY	Audio Input Select (Switching)	Yes	Yes	Yes	Yes	Yes	Yes	Yes		-	-	-	-	-	-	-
	Cisco Collaboration Device Verified	-	-	-	-	-	-	-		-	-	-	-	-	-	-
	LAN Control (Network Control)	Yes	Yes	Yes	Yes	Yes	Yes	Yes		Yes	Yes	Yes	Yes	Yes	Yes	Yes
	Memory Viewer/Auto Play	Yes	Yes	Yes	Yes	Yes	Yes	Yes		Yes[4]	Yes[4]	Yes[4]	Yes[4]	Yes[4]	Yes[4]	Yes[4]
	PJLink™ Protocol	Yes	Yes	Yes	Yes	Yes	Yes	Yes		Yes	Yes	Yes	Yes	Yes	Yes	Yes
	Power Management Mode/Eco Mode	Yes	Yes	Yes	Yes	Yes	Yes	Yes		Yes	Yes	Yes	Yes	Yes	Yes	Yes
	Remote ID Control (Function)	-	-	-	-	-	-	-		-	-	-	-	-	-	-
	Serial ID Control (Function)	Yes	Yes	Yes	Yes	Yes	Yes	Yes		Yes[4]	Yes[4]	Yes[4]	Yes[4]	Yes[4]	Ye[4]s	Yes[4]
	USB Media Player	Yes	Yes	Yes	Yes	Yes	Yes	Yes		Yes	Yes	Yes	Yes	Yes	Yes	Yes
	Web Browser Control	Yes	Yes	Yes	Yes	Yes	Yes	Yes		-	-	-	-	-	-	-
CONVENIENCE	Auto Setup	Yes	Yes	Yes	Yes	Yes	Yes	Yes		Yes	Yes	Yes	Yes	Yes	Yes	Yes
	Built-in Whiteboard	Yes	Yes	Yes	Yes	Yes	Yes	Yes		-	-	-	-	-	-	-
	Auto Volume	Yes	Yes	Yes	Yes	Yes	Yes	Yes		-	-	-	-	-	-	-
	Data Cloning	USB/LAN											USB[4]			
	HDMI™ CEC	Yes	Yes	Yes	Yes	Yes	Yes	Yes		Yes	Yes	Yes	Yes	Yes	Yes	Yes
	Multi Input Display	-	-	-	-	-	-	-		-	-	-	-	-	-	-
	No Activity Power Off	Yes	Yes	Yes	Yes	Yes	Yes	Yes		Yes	Yes	Yes	Yes	Yes	Yes	Yes
	Off Timer Setting	-	-	-	-	-	-	-		-	-	-	-	-	-	-
	Power on Screen Delay	Yes	Yes	Yes	Yes	Yes	Yes	Yes		Yes	Yes	Yes	Yes	Yes	Yes	Yes
	Set up Timer	-	-	-	-	-	-	-		Yes	Yes	Yes	Yes	Yes	Yes	Yes
	Startup Image Settings/No signal image settings	Yes	Yes	Yes	Yes	Yes	Yes	Yes		Yes[5]	Yes[5]	Yes[5]	Yes[5]	Yes[5]	Yes[5]	Yes[5]
INSTALLATION	Daisy Chain Connection[6]	Yes	Yes	Yes	Yes	Yes	Yes	Yes		Yes	Yes	Yes	Yes	Yes	Yes	Yes
	Fan-less Design	-	-	-	-	-	-	-		Yes	Yes	Yes	Yes	Yes	Yes	Yes
	Multi Screen (Multi Display Setting)[7]	Yes	Yes	Yes	Yes	Yes	Yes	Yes		Yes	Yes	Yes	Yes	Yes	Yes	Yes
	Portrait	Yes	Yes	Yes	Yes	Yes	Yes	Yes		Yes	Yes	Yes	Yes	Yes	Yes	Yes
	Portrait Zoom Mode	Yes	Yes	Yes	Yes	Yes	Yes	Yes		-	-	-	-	-	-	-
	USB Memory Network Setting	-	-	-	-	-	-	-		-	-	-	-	-	-	-

1: Long Reach Mode compatible. 2: Multi Dynamic Backlight 3: Local Dimming on LFV9 Series is always set.
4: The playable application format, GUI, and operation procedure for the SQE2/CQE2 Series' Media Player function areas different from of other models.
5: The SQE2/CQE2 series can display any image only when there is no external signal input. Image settings when starting up the display are not supported.
6: Some models only support IR connection.
7: There are restrictions on the input signal and 4-Input Multi Display function. 3G-SDI input and 4K images are not supported by the 4-Input Multi Display function. For details, see the operating instructions of each model.
8: This function is compatible with the Software Main Version 2.2000 or later. Please contact your sales representative with regard to details.

Note: The specifications may vary depending on the model, even for the same function. For details, see the operating instructions of each model.

Features

		Entry														Video Wall		
		TH-86EQ2	TH-75EQ2	TH-65EQ2	TH-55EQ2	TH-50EQ2	TH-43EQ2	TH-98CQE2	TH-86CQE2	TH-75CQE2	TH-65CQE2	TH-55CQE2	TH-50CQE2	TH-43CQE2	TH-55VF2H	TH-55VF2	TH-55LFV9
	Size (inch)	86	75	65	55	50	43	98	86	75	65	55	50	43	55	55	55
SPECIFICATIONS	DIGITAL LINK	-	-	-	-	-	-	-	-	-	-	-	-	-	Yes	Yes	-
	SLOT	Intel® SDM Standard						-	-	-	-	-	-	-	-	-	-
	Operating Time (h/day)	18	18	18	18	18	18	24	16	16	16	16	16	16	24	24	24
	Protective Glass	-	-	-	-	-	-	-	-	-	-	-	-	-	-	-	-
	Touch Operation	-	-	-	-	-	-	-	-	-	-	-	-	-	-	-	-
	Wireless Function	-	-	-	-	-	-	Yes	Yes	Yes	Yes	Yes	Yes	Yes	-	-	-
IMAGE QUALITY	Color Management	6-axis						-	-	-	-	-	-	-	-	-	-
	Color Enhancement	Yes	Yes	Yes	Yes	Yes	Yes	-	-	-	-	-	-	-	Yes	Yes	Yes
	Dynamic Backlight	Yes	Yes	Yes	Yes	Yes	Yes	Yes	Yes	Yes	Yes	Yes	Yes	Yes	Yes[2]	Yes[2]	-
	Dynamic Contrast	Yes	Yes	Yes	Yes	Yes	Yes	Yes	Yes	Yes	Yes	Yes	Yes	Yes	Yes	Yes	Yes
	Frame Creation	-	-	-	-	-	-	-	-	-	-	-	-	-	-	-	-
	Gradation Smoother	Yes	Yes	Yes	Yes	Yes	Yes	-	-	-	-	-	-	-	-	-	-
	Local Dimming	Yes	Yes	-	-	-	-	-	-	-	-	-	-	-	Yes	Yes	Yes[3]
	Refine Enhancer	Yes	Yes	Yes	Yes	Yes	Yes	-	-	-	-	-	-	-	Yes	Yes	-
RELIABILITY	Failover/Failback	Yes	Yes	Yes	Yes	Yes	Yes	-	-	-	-	-	-	-	Yes	Yes	Yes
	Input Search/No Signal Auto Switch Setting/Input Signal Search	Yes	Yes	Yes	Yes	Yes	Yes	Yes	Yes	Yes	Yes	Yes	Yes	Yes	Yes	Yes	Yes
EXPANDABILITY	Audio Input Select (Switching)	Yes	Yes	Yes	Yes	Yes	Yes	-	-	-	-	-	-	-	Yes	Yes	-
	Cisco Collaboration Device Verified	Yes	Yes	Yes	Yes	Yes	Yes	-	-	-	-	-	-	-	-	-	-
	LAN Control (Network Control)	Yes	Yes	Yes	Yes	Yes	Yes	Yes	Yes	Yes	Yes	Yes	Yes	Yes	Yes	Yes	Yes
	Memory Viewer/Auto Play	Yes	Yes	Yes	Yes	Yes	Yes	Yes[4]	Yes[4]	Yes[4]	Yes[4]	Yes[4]	Yes[4]	Yes[4]	-	-	-
	PJLink™ Protocol	Yes	Yes	Yes	Yes	Yes	Yes	Yes	Yes	Yes	Yes	Yes	Yes	Yes	Yes	Yes	Yes
	Power Management Mode/Eco Mode	Yes	Yes	Yes	Yes	Yes	Yes	-	-	Yes	Yes	Yes	Yes	Yes	Yes	Yes	Yes
	Remote ID Control (Function)	Yes	Yes	Yes	Yes	Yes	Yes	-	-	-	-	-	-	-	Yes	Yes	-
	Serial ID Control (Function)	Yes	Yes	Yes	Yes	Yes	Yes	Yes[4]	Yes[4]	Yes[4]	Yes[4]	Yes[4]	Ye[4]s	Yes[4]	Yes	Yes	Yes
	USB Media Player	Yes	Yes	Yes	Yes	Yes	Yes	Yes	Yes	Yes	Yes	Yes	Yes	Yes	Yes	Yes	-
	Web Browser Control	Yes	Yes	Yes	Yes	Yes	Yes	-	-	-	-	-	-	-	Yes	Yes	Yes
CONVENIENCE	Auto Setup	Yes	Yes	Yes	Yes	Yes	Yes	-	-	-	-	-	-	-	Yes	Yes	-
	Built-in Whiteboard	-	-	-	-	-	-	-	-	-	-	-	-	-	-	-	-
	Auto Volume	Yes	Yes	Yes	Yes	Yes	Yes	-	-	-	-	-	-	-	-	-	-
	Data Cloning	USB/LAN							USB/LAN						USB/LAN	USB/LAN	-
	HDMI™ CEC	Yes	Yes	Yes	Yes	Yes	Yes	Yes	Yes	Yes	Yes	Yes	Yes	Yes	-	-	-
	Multi Input Display	-	-	-	-	-	-	-	-	-	-	-	-	-	-	-	-
	No Activity Power Off	Yes	Yes	Yes	Yes	Yes	Yes	-	-	-	-	-	-	-	Yes	Yes	-
	Off Timer Setting	Yes	Yes	Yes	Yes	Yes	Yes	-	-	-	-	-	-	-	Yes	Yes	Yes
	Power on Screen Delay	Yes	Yes	Yes	Yes	Yes	Yes	-	-	-	-	-	-	-	Yes	Yes	Yes
	Set up Timer	Yes	Yes	Yes	Yes	Yes	Yes	-	-	-	-	-	-	-	Yes	Yes	-
	Startup Image Settings/No signal image settings	Yes	Yes	Yes	Yes	Yes	Yes	-	-	-	-	-	-	-	Yes	Yes	-
INSTALLATION	Daisy Chain Connection[6]	Yes (IR only)						-	-	-	-	-	-	-	Yes	Yes	Yes
	Fan-less Design	Yes	Yes	Yes	Yes	Yes	Yes	-	-	-	-	-	-	-	Yes	Yes	-
	Multi Screen (Multi Display Setting)[7]	Yes	Yes	Yes	Yes	Yes	Yes	Yes	Yes	Yes	Yes	Yes	Yes	Yes	Yes	Yes	Yes
	Portrait	Yes	Yes	Yes	Yes	Yes	Yes	Yes	Yes	Yes	Yes	Yes	Yes	Yes	Yes	Yes	Yes
	Portrait Zoom Mode	Yes[8]	Yes[8]	Yes[8]	Yes[8]	Yes[8]	Yes[8]	-	-	-	-	-	-	-	-	-	-
	USB Memory Network Setting	Yes	Yes	Yes	Yes	Yes	Yes	-	-	-	-	-	-	-	Yes	Yes	-

1: Long Reach Mode compatible. 2: Multi Dynamic Backlight 3: Local Dimming on LFV9 Series is always set.
4: The playable application format, GUI, and operation procedure for the SQE2/CQE2 Series' Media Player function areas different from of other models.
5: The SQE2/CQE2 series can display any image only when there is no external signal input. Image settings when starting up the display are not supported.
6: Some models only support IR connection.
7: There are restrictions on the input signal and 4-Input Multi Display function. 3G-SDI input and 4K images are not supported by the 4-Input Multi Display function. For details, see the operating instructions of each model.
8: This function is compatible with the Software Main Version 2.2000 or later. Please contact your sales representative with regard to details.

Note: The specifications may vary depending on the model, even for the same function. For details, see the operating instructions of each model.

Panasonic CONNECT

Weights and dimensions shown are approximate. Depending on the temperature or humidity conditions, uneven brightness may be observed. This is not a malfunction. This unevenness will disappear while applying current continuously. If not, consult the distributor. Specifications and appearance are subject to change without notice. Product availability differs depending on region and country. This product may be subject to export control regulations. Windows, and PowerPoint are trademarks of Microsoft Corporation in the United States and other countries. Android is a registered trademark or trademark of Google Inc. Macintosh, Mac, Mac OS X, iPad, iPhone, iPod touch and iTunes are trademarks of Apple Inc., registered in the U.S. and other countries. Intel® is registered trademark or trademark of Intel Corporation, registered in the U.S. and other countries and regions or registered trademarks. The terms HDMI, HDMI High-Definition Multimedia Interface, HDMI Trade Dress and the HDMI Logos are trademarks or registered trademarks of HDMI Licensing Administrator, Inc. Crestron Connected™ is a trademark of Crestron Electronics, Inc. Miracast are trademarks or registered trademarks of Wi-Fi Alliance. HDBaseT is a trademark of the HDBaseT Alliance. Cisco WebEx is a trademark or registered trademark of Cisco Systems, Inc. and/or its affiliated entities in the United States and other countries. Microsoft and Microsoft Teams are trademarks or registered trademarks of Microsoft Corporation in the United States and/or other countries. All other trademarks are the property of their respective trademark owners. Images on screen are simulated. ©Panasonic Connect Co., Ltd. 2024. All rights reserved.

For the latest information about Panasonic Professional Displays, please visit:

Professional Display Global Website –
https://docs.connect.panasonic.com/prodisplays/
YouTube – **www.youtube.com/PanasonicProDisplay**
Facebook – **www.facebook.com/panasonicprojectoranddisplay**

All information included here is valid as of June 2024

CT24-A01PF